



REGIONE DEL VENETO - Assessorato alle Politiche Sanitarie  
ISTITUTO ONCOLOGICO VENETO - IRCCS  
Registro Tumori del Veneto

**Analisi geografica dell'incidenza dei tumori  
in tre ex ULSS della provincia di Vicenza:  
Bassano-Marostica, Vicentina e Reggenza 7  
Comuni.  
Periodo 1988-2003.**

**Registro Tumori del Veneto**

Baracco M, Bovo E, Dal Cin A, Fiore AR, Greco A, Guzzinati S, Monetti D, Rosano A,  
Stocco CF, Tognazzo S e Zambon P.



## REGISTRO TUMORI DEL VENETO

### **Analisi geografica dell'incidenza dei tumori in tre ex ULSS della provincia di Vicenza: Bassano-Marostica, Vicentina e Reggenza 7 Comuni. Periodo 1988-2003.**

#### Indice

- 2     Materiali e metodi.
- 3     Commenti.
- 4     Numero di casi incidenti per sesso, sede e quadriennio.
- 5     Rapporti standardizzati di incidenza (SIR) per sesso, sede, periodo ed ex ULSS.  
      Incidenza di riferimento: Registro Tumori del Veneto.
- 7     Mappe degli EBR comunali. Incidenza di riferimento: area formata dalle ex ULSS 5, 8, 35.
- 20    Appendice: numero di casi osservati, valore degli EBR comunali e dei relativi intervalli di confidenza al 95%.
- 34    Bibliografia.

*Chiunque è autorizzato per fini informativi, di studio o didattici a utilizzare e duplicare i contenuti di questa pubblicazione purché sia citata la fonte: Registro Tumori del Veneto Istituto Oncologico Veneto - IRCCS Regione del Veneto - Assessorato alle Politiche Sanitarie*

## Materiali e metodi

Lo studio analizza l'incidenza dei tumori nel periodo 1988-2003, nell'area della provincia di Vicenza che comprende i 54 Comuni delle ex ULSS 5,8,35, con una popolazione di 417.990 residenti al censimento 2001. L'analisi è stata svolta separatamente per i due sessi e considera le sedi tumorali che presentano, nel periodo esaminato, almeno 1000 casi incidenti. Sono stati analizzati il totale delle neoplasie (esclusi i tumori non melanotici della pelle) ed il colon retto per entrambi i sessi; polmone, prostata e vescica per i maschi; mammella e utero per le femmine. Sono stati inclusi nell'analisi anche i linfomi non Hodgkin e le leucemie poiché alcuni studi di mortalità (1-3) hanno rilevato un eccesso di rischio per queste sedi nei comuni del distretto sud-est dell'attuale ASL 6. Fa parte di questo distretto il comune di Longare, sede di una base militare statunitense, in passato destinata al deposito di testate nucleari.

Nella prima parte, lo studio confronta l'incidenza dell'area con quella dell'intero territorio coperto dal Registro Tumori del Veneto (RTV), circa il 50% della Regione Veneto. Per il periodo 1990 – 1994 sono stati calcolati i Rapporti Standardizzati di Incidenza (SIR) per ciascuna delle tre ex ULSS 5,8,35; per i periodi 1995-1999 e 2000-2003 i SIR sono relativi alle due attuali ASL: l'ASL 3 risultante dall'accorpamento dell'ex ULSS 5 e 35, e l'ASL 6, formata dall'ex ULSS 8 e da 13 Comuni dell'ex ULSS 9. Non essendo questi ultimi coperti dal Registro abbiamo stimato il dato relativo all'ASL 6, applicando l'incidenza dell'ex ULSS 8 alla popolazione dell'ASL 6. Valori di SIR superiori all'unità indicano un'incidenza superiore a quella media del Registro; valori inferiori indicano un livello di incidenza inferiore. Il valore del rischio è significativo al livello di fiducia del 95% se il relativo intervallo di confidenza non contiene il valore 1.00.

La seconda parte dello studio analizza l'incidenza delle neoplasie selezionate nei 54 comuni che compongono il territorio delle ex ULSS 5, 8 e 35. L'incidenza del singolo comune è confrontata con quella dell'intera area. Le stime sono state calcolate per quadrienni: 1988-1991, 1992-1995, 1996-1999, 2000-2003. Abbiamo applicato come tecnica di lisciamento il modello gerarchico bayesiano di Besag, York e Mollié (1991) (4-9) che ci ha permesso di calcolare i rischi relativi di incidenza (EBR).

Nelle analisi su zone di piccola dimensione non si utilizza l'indice SIR perchè risente di un'alta variabilità: infatti, quando il numero di eventi attesi è molto basso, un solo caso osservato in più o in meno può dar origine a valori di SIR molto diversi.

L'approccio bayesiano permette di ottenere stime del Rischio area-specifiche più stabili, traendo informazioni dalle aree circostanti. Il valore del rischio è significativo al livello di fiducia del 95% se il relativo intervallo di confidenza non contiene il valore 1.00.

I valori degli EBR sono rappresentati con mappe in cui sono evidenziati in diverse gradazioni di colore i comuni che presentano deficit o eccessi di incidenza statisticamente significativi.

Nelle tabelle allegate sono riportati, separatamente per i due sessi e per ciascun comune, il numero di casi osservati e il valore degli EBR, con il relativo intervallo di confidenza al 95%, per le sedi tumorali selezionate.

## Commenti

Per quanto riguarda il sesso maschile, nelle tre aree non si osserva, per il totale delle neoplasie, una differenza di incidenza rispetto al dato regionale nel corso di tutto il periodo 1990 - 2003. Per il colon retto e i linfomi non Hodgkin, l'eccesso significativo di incidenza, rilevato nell'ULSS di Vicenza nel primo quinquennio, non si conferma negli anni successivi, anche se il valore del SIR resta superiore all'unità.

Nel secondo quinquennio (1995-1999), si osserva un eccesso significativo per le leucemie nell'ASL 6.

L'ULSS 35 si caratterizzava, nel primo periodo di osservazione, per l'eccesso di incidenza del tumore del polmone e della vescica; quest'ultimo persiste anche nei dati più recenti nell'attuale ASL 3. Per il tumore del polmone, è probabile che l'eccesso della Reggenza Sette Comuni venga cancellato nell'accorpamento con l'ex ULSS 5, poiché quest'ultima presentava un basso rischio.

Nel sesso femminile, la bassa incidenza del totale delle neoplasie, rilevata nelle tre ex ULSS nel primo quinquennio, permane anche successivamente; un rischio inferiore alla media del Registro si osserva per il tumore della mammella e del colon retto; al contrario, i linfomi non Hodgkin nel periodo intermedio di osservazione (1995-1999), sono in eccesso, ma al limite della significatività statistica.

I valori di EBR comunali relativi al sesso maschile sono sostanzialmente uniformi, sia nello spazio che nell'ampio arco di tempo considerato (16 anni). Si segnala solo, nel secondo quadriennio (1992-1995), un basso rischio per tutti i tumori nel comune di Marostica e, nell'ultimo periodo (2000-2003) un deficit per il tumore della vescica a Vicenza e della prostata a Dueville; il tumore della prostata è invece in eccesso a Bassano e Romano d'Ezzelino.

Nel sesso femminile si osserva una discreta variabilità geografica nel primo periodo (1988-1991): due comuni mostrano un eccesso relativo per tutti i tumori (Vicenza e Bassano), mentre altri nove presentano una bassa incidenza: Caldogno, Cassola, Castegnero, Marostica, Montegalda, Monticello Conte Otto, Nove, Pozzoleone e Rosà. A Vicenza risulta in eccesso anche il tumore del colon retto, mentre vi è un basso rischio nel comune di Caldogno.

Nel quadriennio successivo (1992-1995), rimane solo l'eccesso per il totale delle neoplasie nel comune di Vicenza.

Numero di casi incidenti, distinti per sesso, sede e periodo. Ex ULSS 5, ex ULSS 8 e ex ULSS 35.

	SEDE	PERIODO	CASI/PERIODO	CASI TOT
Maschi	Tutte le sedi esclusa pelle (C00-96 eccetto C44)	1988-1991	3777	17962
		1992-1995	4255	
		1996-1999	4750	
		2000-2003	5180	
		1988-1991	448	
	Colon retto (C18-21)	1992-1995	478	2156
		1996-1999	566	
		2000-2003	664	
		1988-1991	860	
	Polmone (C33-34)	1992-1995	827	3295
		1996-1999	795	
		2000-2003	813	
		1988-1991	302	
	Prostata (C61)	1992-1995	430	2557
		1996-1999	796	
		2000-2003	1029	
		1988-1991	330	
	Vescica (C67)	1992-1995	390	1559
		1996-1999	405	
		2000-2003	434	
		1988-1991	145	
	Linfomi non hodgkin (C82-85, C96)	1992-1995	177	675
		1996-1999	160	
		2000-2003	193	
		1988-1991	95	
	Leucemie (C91-95)	1992-1995	134	469
		1996-1999	130	
		2000-2003	110	

*Registro Tumori del Veneto*

	SEDE	PERIODO	CASI/PERIODO	CASI TOT
Femmine	Tutte le sedi esclusa pelle (C00-96 eccetto C44)	1988-1991	3229	14987
		1992-1995	3681	
		1996-1999	3857	
		2000-2003	4220	
		1988-1991	413	
	Colon retto (C18-21)	1992-1995	443	1875
		1996-1999	495	
		2000-2003	524	
		1988-1991	923	
	Mammella (C50)	1992-1995	1004	4266
		1996-1999	1099	
		2000-2003	1240	
		1988-1991	257	
	Utero (C53-55)	1992-1995	259	1038
		1996-1999	237	
		2000-2003	285	
		1988-1991	117	
	Linfomi non hodgkin (C82-85, C96)	1992-1995	164	606
		1996-1999	174	
		2000-2003	151	
		1988-1991	80	
	Leucemie (C91-95)	1992-1995	105	379
		1996-1999	108	
		2000-2003	86	

*Registro Tumori del Veneto*

Rapporti Standardizzati di Incidenza (SIR). Il confronto è stato effettuato utilizzando il tasso medio di incidenza rilevato nell'area coperta dal Registro Tumori del Veneto. Maschi

SEDE	AREA	1990-1994	
		SIR	IC al 95%
Tutte le sedi (eccetto pelle)	Ex ULSS 5	0.93 *	0.89-0.98
	Ex ULSS 35	1.06	0.96-1.17
	Ex ULSS 8	0.96 *	0.93-0.99
Colon-retto	Ex ULSS 5	0.93	0.80-1.08
	Ex ULSS 35	0.92	0.65-1.31
	Ex ULSS 8	<b>1.16 **</b>	<b>1.05-1.28</b>
Polmone	Ex ULSS 5	0.82 *	0.73-0.92
	Ex ULSS 35	<b>1.33 **</b>	<b>1.09-1.63</b>
	Ex ULSS 8	0.92 *	0.85-0.99
Prostata	Ex ULSS 5	0.95	0.81-1.12
	Ex ULSS 35	1.15	0.83-1.61
	Ex ULSS 8	0.81 *	0.71-0.92
Vescica	Ex ULSS 5	1.10	0.94-1.28
	Ex ULSS 35	<b>1.81 **</b>	<b>1.38-2.38</b>
	Ex ULSS 8	0.84 *	0.74-0.96
Linfomi non hodgkin	Ex ULSS 5	1.03	0.81-1.32
	Ex ULSS 35	0.54	0.25-1.19
	Ex ULSS 8	<b>1.23 **</b>	<b>1.04-1.46</b>
Leucemie	Ex ULSS 5	1.21	0.91-1.62
	Ex ULSS 35	1.16	0.58-2.32
	Ex ULSS 8	0.96	0.75-1.22

Registro Tumori del Veneto

SEDE	AREA	1995-1999		2000-2003	
		SIR	IC al 95%	SIR	IC al 95%
Tutte le sedi (eccetto pelle)	ASL 3	1.01	0.97-1.05	1.00	0.96-1.05
	ASL 6	0.93 *	0.90-0.95	0.95 *	0.92-0.98
Colon-retto	ASL 3	0.91	0.80-1.03	0.96	0.85-1.09
	ASL 6	0.99	0.90-1.08	1.03	0.94-1.13
Polmone	ASL 3	0.91	0.82-1.01	0.95	0.85-1.06
	ASL 6	0.86 *	0.79-0.92	0.89 *	0.82-0.97
Prostata	ASL 3	<b>1.15 **</b>	<b>1.04-1.27</b>	<b>1.12 **</b>	<b>1.02-1.23</b>
	ASL 6	0.92 *	0.85-1.00	0.93	0.86-1.01
Vescica	ASL 3	1.12	0.98-1.27	<b>1.18 **</b>	<b>1.02-1.36</b>
	ASL 6	0.83 *	0.74-0.93	0.86 *	0.76-0.97
Linfomi non hodgkin	ASL 3	0.82	0.64-1.03	1.11	0.88-1.38
	ASL 6	1.08	0.92-1.26	1.02	0.85-1.21
Leucemie	ASL 3	0.93	0.70-1.22	0.80	0.57-1.10
	ASL 6	<b>1.23 **</b>	<b>1.02-1.46</b>	0.93	0.74-1.16

Registro Tumori del Veneto

\*\* Incidenza statisticamente superiore a quella dell'intera area coperta dal RTV;

\* Incidenza statisticamente inferiore a quella dell'intera area coperta dal RTV.

Rapporti Standardizzati di Incidenza (SIR). Il confronto è stato effettuato utilizzando il tasso medio di incidenza rilevato nell'area coperta dal Registro Tumori del Veneto. Femmine

SEDE	AREA	1990-1994	
		SIR	IC al 95%
Tutte le sedi (eccetto pelle)	Ex ULSS 5	0.93 *	0.88-0.98
	Ex ULSS 35	0.96	0.86-1.09
	Ex ULSS 8	1.01	0.98-1.05
Colon-retto	Ex ULSS 5	0.98	0.84-1.14
	Ex ULSS 35	0.79	0.54-1.17
	Ex ULSS 8	1.07	0.96-1.20
Mammella	Ex ULSS 5	0.87 *	0.79-0.97
	Ex ULSS 35	0.90	0.70-1.15
	Ex ULSS 8	0.97	0.90-1.04
Utero	Ex ULSS 5	1.00	0.82-1.23
	Ex ULSS 35	1.30	0.85-2.00
	Ex ULSS 8	1.12	0.97-1.29
Linfomi non hodgkin	Ex ULSS 5	0.89	0.68-1.17
	Ex ULSS 35	0.77	0.38-1.53
	Ex ULSS 8	1.09	0.91-1.31
Leucemie	Ex ULSS 5	1.04	0.75-1.45
	Ex ULSS 35	0.82	0.34-1.97
	Ex ULSS 8	0.87	0.67-1.14

*Registro Tumori del Veneto*

SEDE	AREA	1995-1999		2000-2003	
		SIR	IC al 95%	SIR	IC al 95%
Tutte le sedi (eccetto pelle)	ASL 3	0.96 *	0.91-1.00	0.93 *	0.89-0.98
	ASL 6	0.95 *	0.92-0.98	0.97	0.93-1.00
Colon-retto	ASL 3	0.93	0.81-1.06	0.85 *	0.73-0.99
	ASL 6	1.02	0.93-1.12	1.06	0.96-1.17
Mammella	ASL 3	0.89 *	0.82-0.98	0.86 *	0.78-0.94
	ASL 6	0.93 *	0.87-0.99	0.91 *	0.85-0.97
Utero	ASL 3	0.83	0.68-1.01	0.94	0.76-1.14
	ASL 6	1.02	0.89-1.17	1.07	0.93-1.23
Linfomi non hodgkin	ASL 3	0.90	0.71-1.12	0.80	0.60-1.05
	ASL 6	1.16	1.00-1.35	0.97	0.80-1.17
Leucemie	ASL 3	1.25	0.95-1.61	0.76	0.51-1.08
	ASL 6	0.87	0.68-1.09	0.91	0.71-1.17

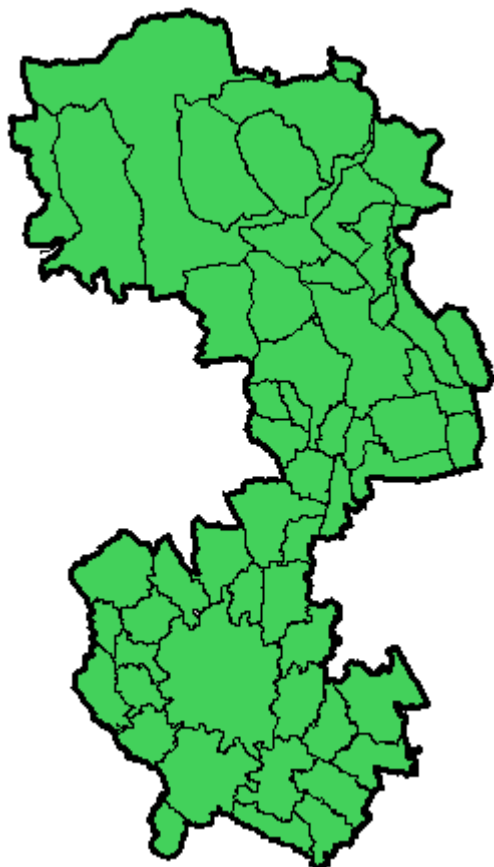
*Registro Tumori del Veneto*

\*\* Incidenza statisticamente superiore a quella dell'intera area coperta dal RTV;

\* Incidenza statisticamente inferiore a quella dell'intera area coperta dal RTV.



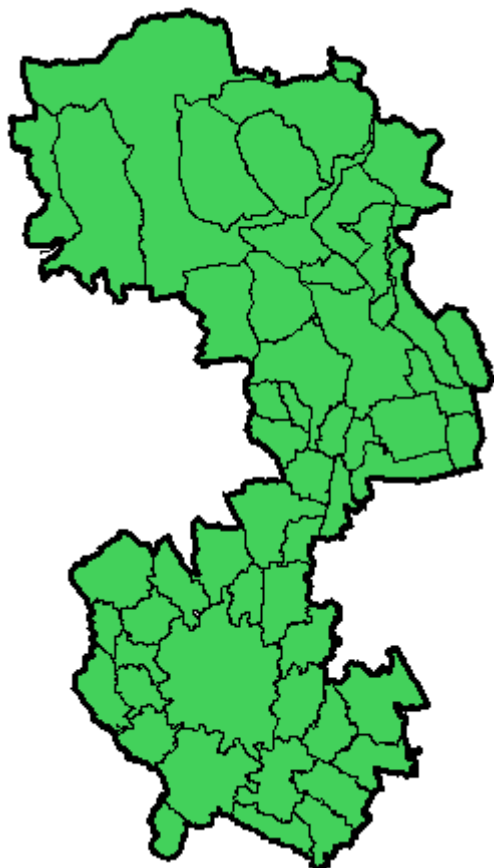
EBR comunali - Totale sedi esclusa pelle (C00-96 eccetto C44). Maschi



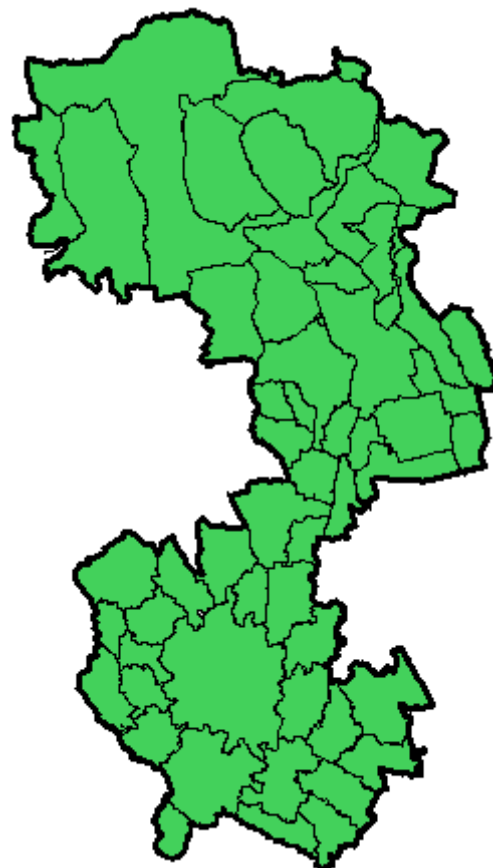
1988-1991




1992-1995




1996-1999



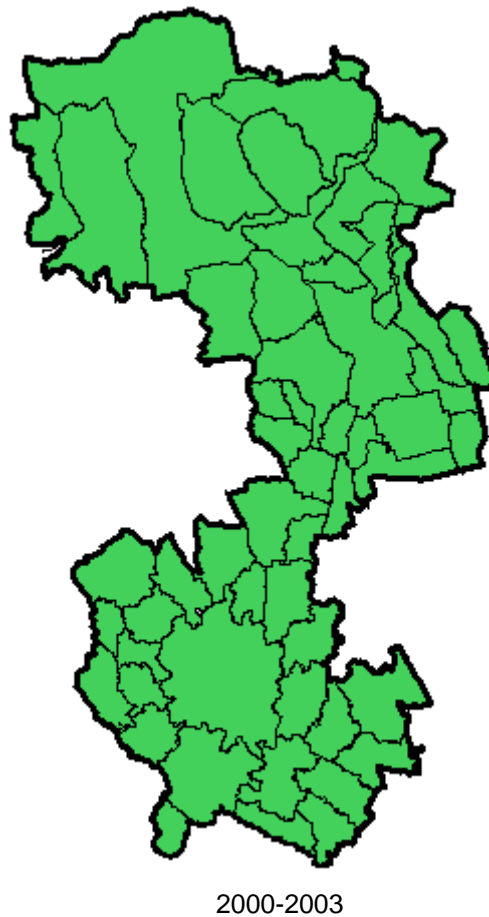
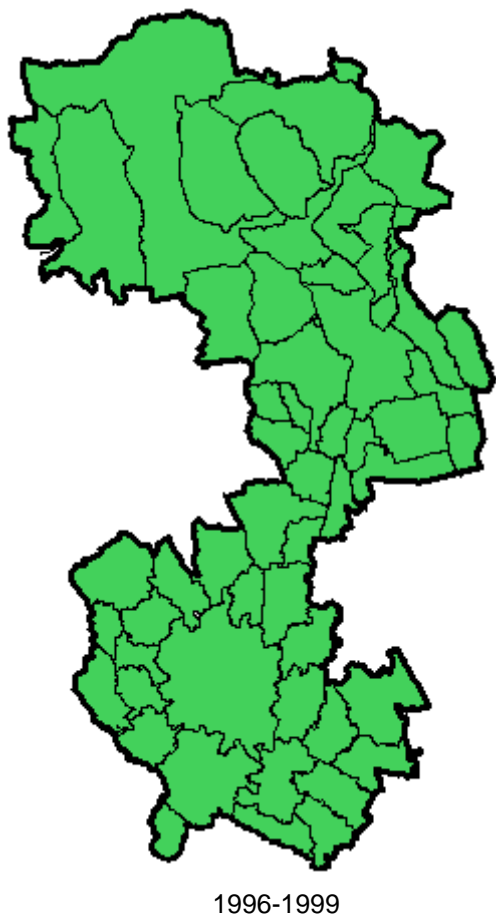
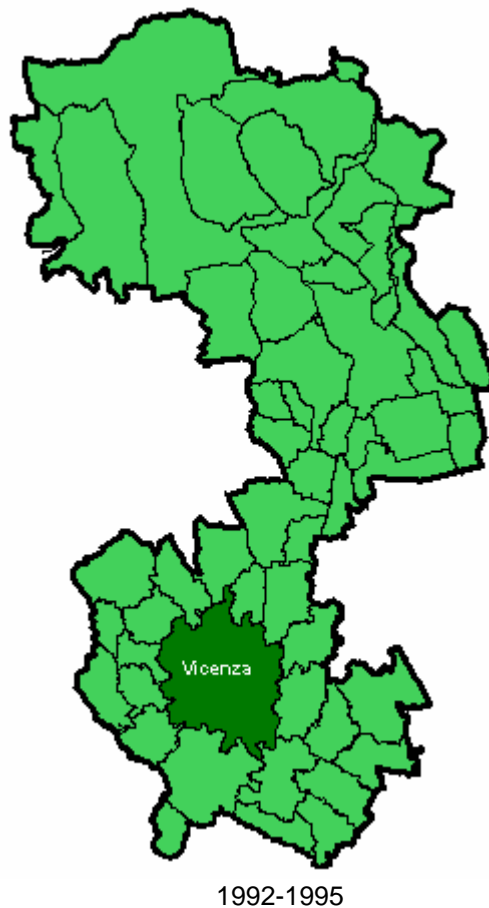
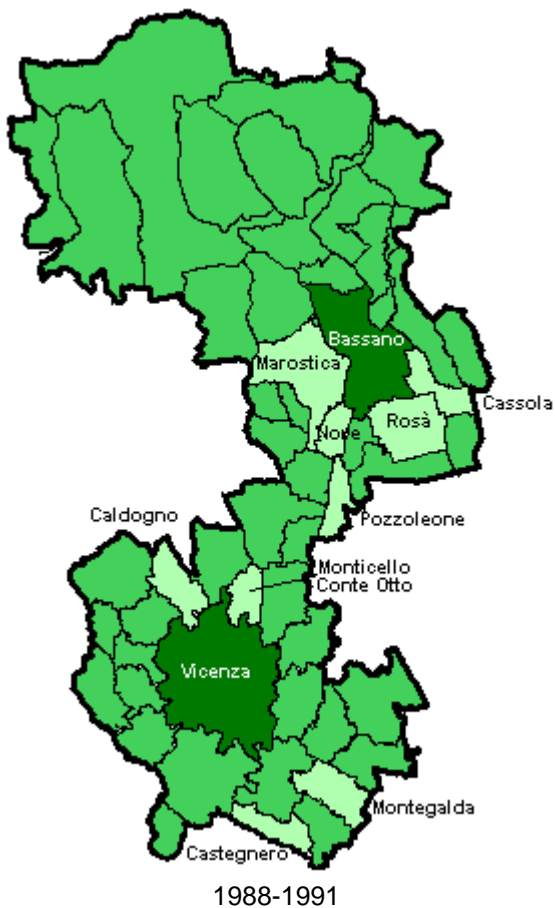
2000-2003

 Eccesso significativo di incidenza

 Incidenza nella media

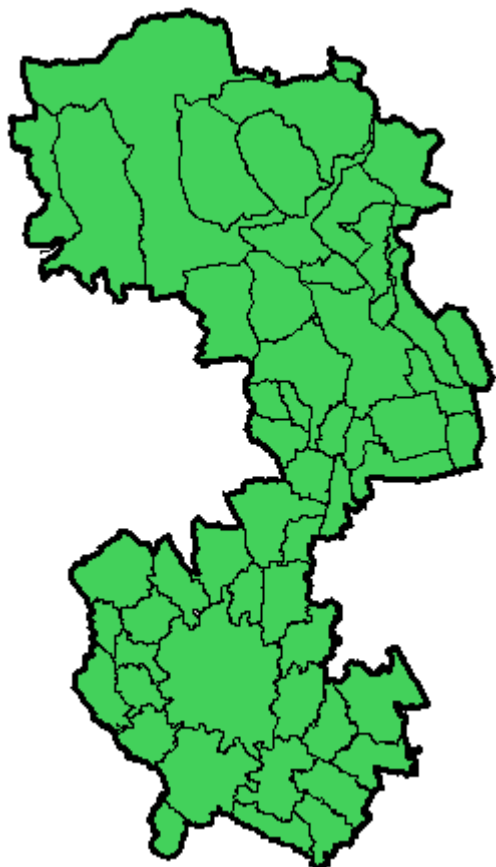
 Deficit significativo di incidenza

EBR comunali - Totale sedi esclusa pelle (C00-96 eccetto C44). Femmine

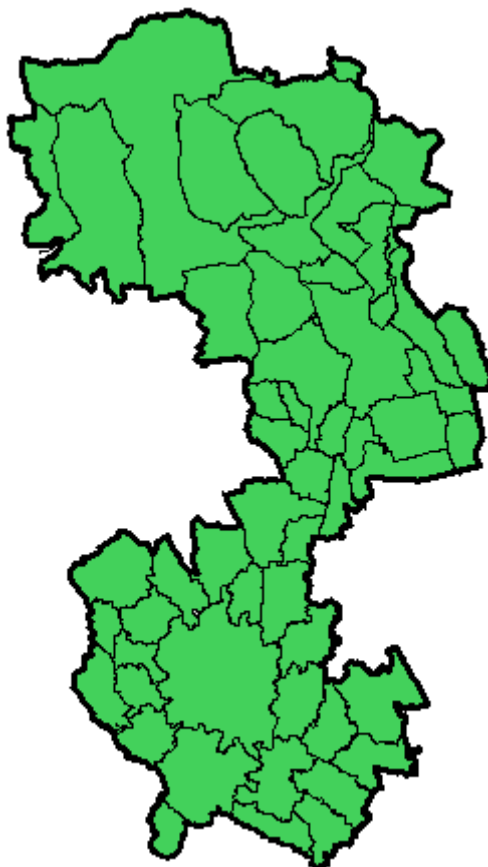


■ Eccesso significativo di incidenza    ■ Incidenza nella media    ■ Deficit significativo di incidenza

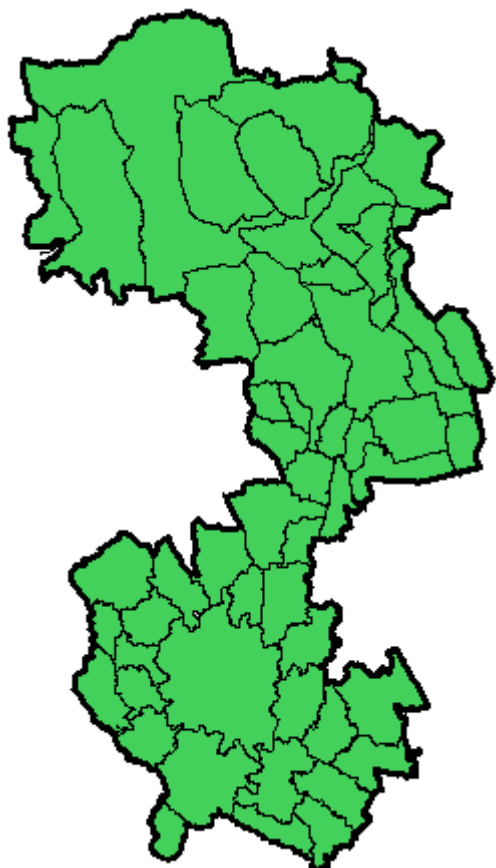
EBR comunali - Colon Retto (C18-21). Maschi



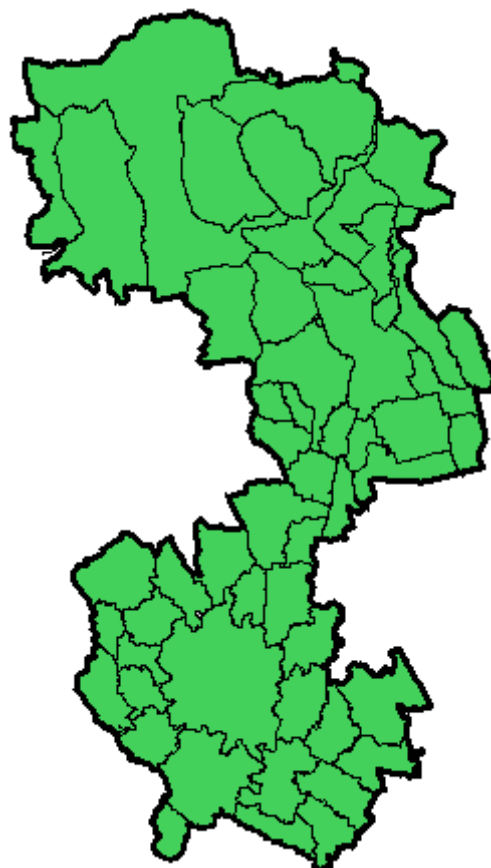
1988-1991




1992-1995




1996-1999



2000-2003

 Eccesso significativo di incidenza

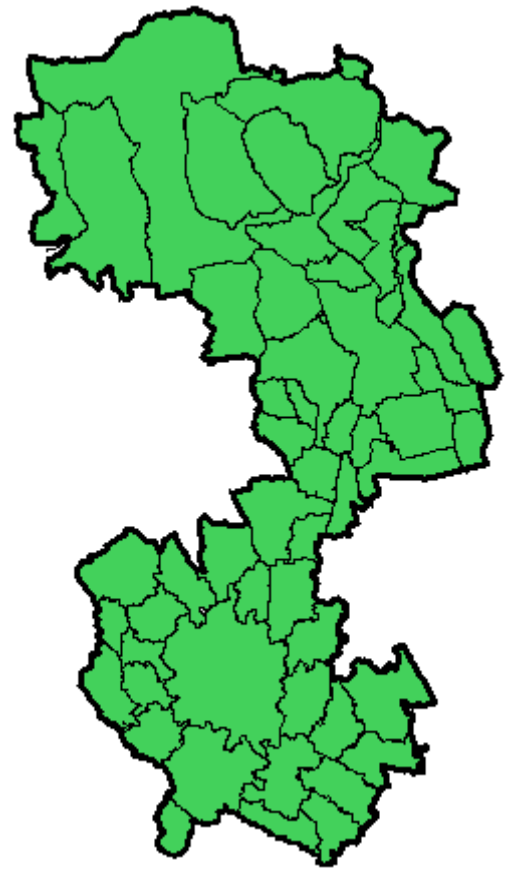
 Incidenza nella media

 Deficit significativo di incidenza

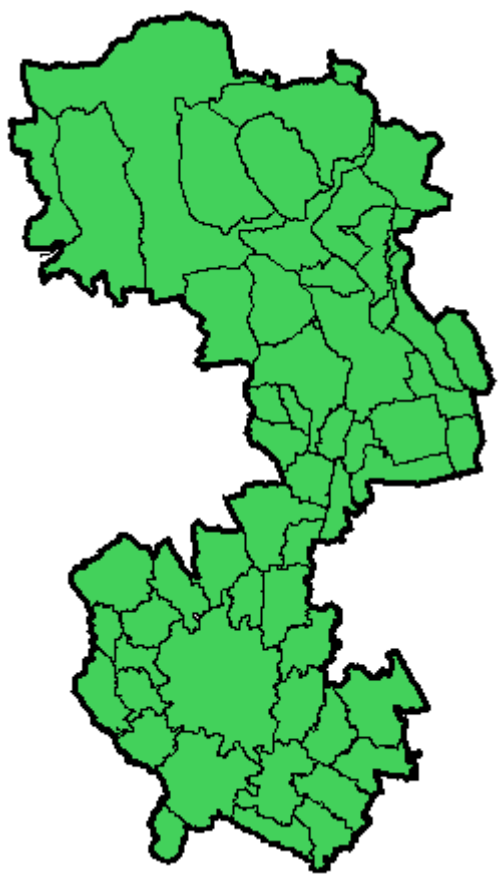
EBR comunali - Colon Retto (C18-21). Femmine



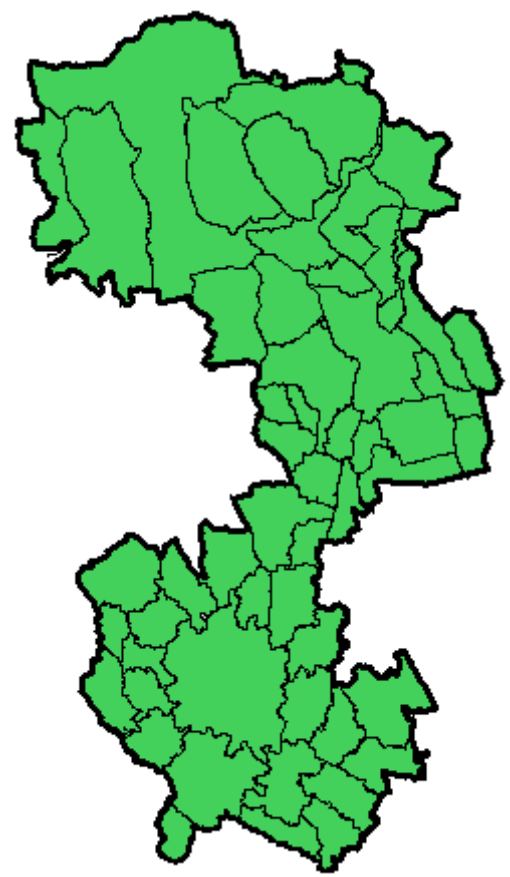
1988-1991



1992-1995



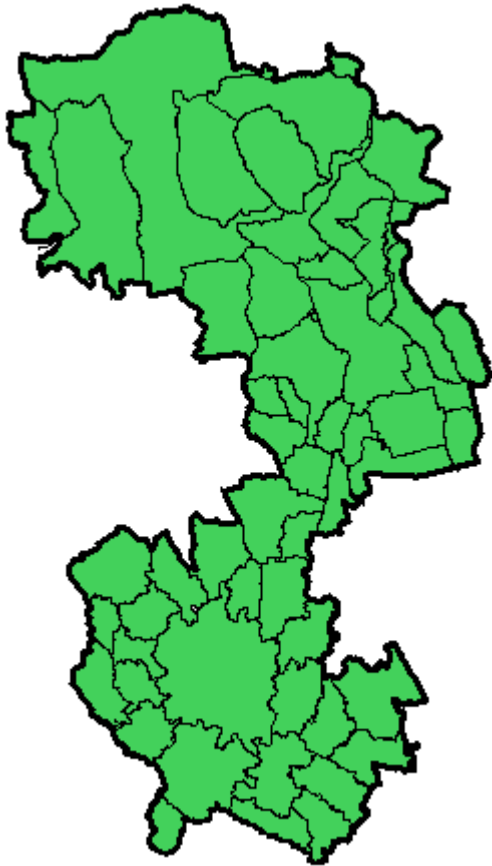
1996-1999



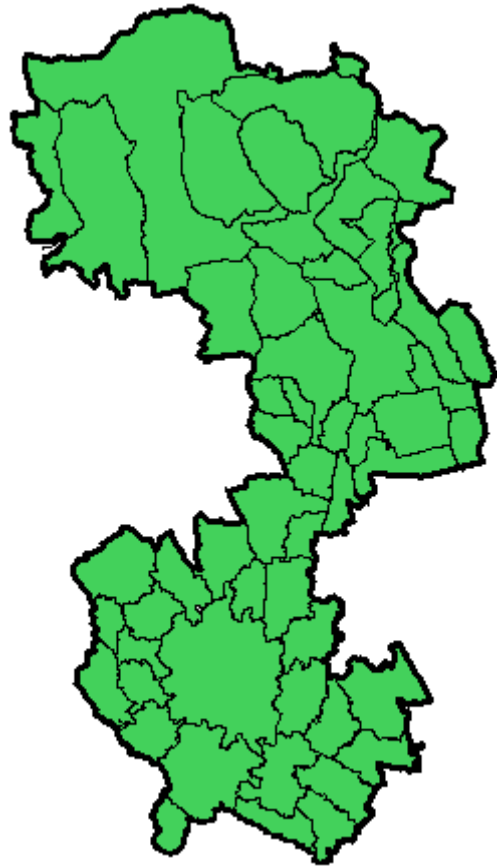
2000-2003

■ Eccesso significativo di incidenza    ■ Incidenza nella media    ■ Deficit significativo di incidenza

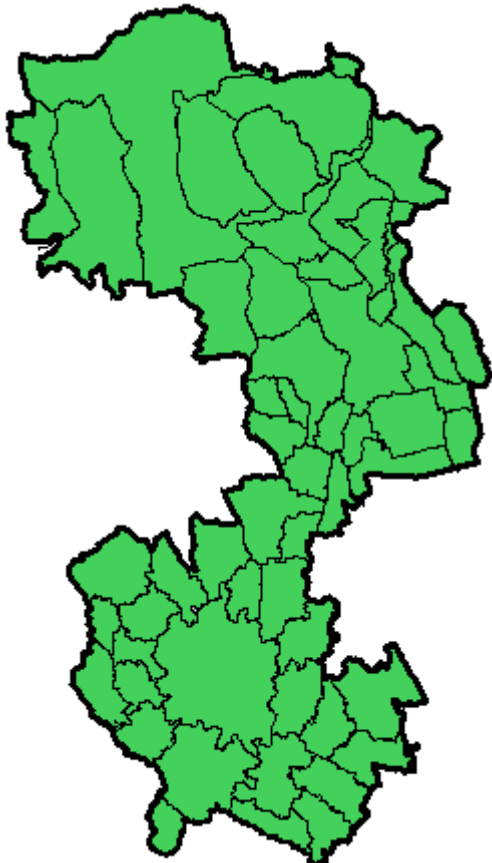
EBR comunali - Polmone (C33-34). Maschi



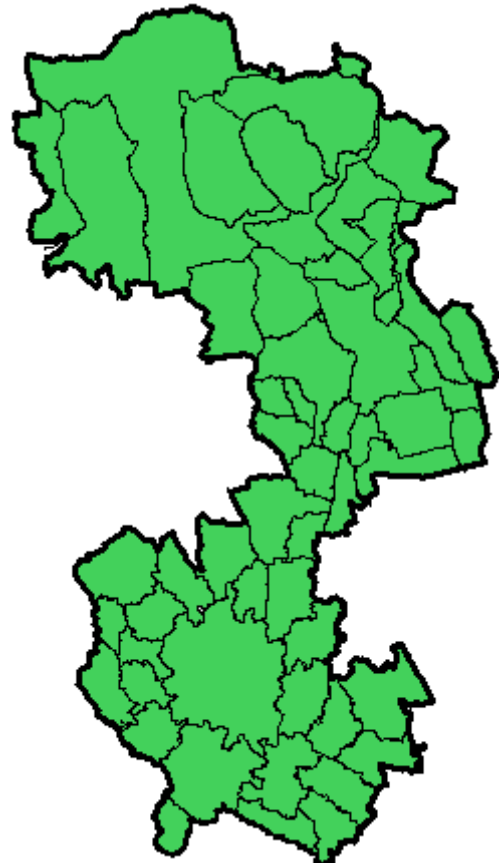
1988-1991




1992-1995




1996-1999



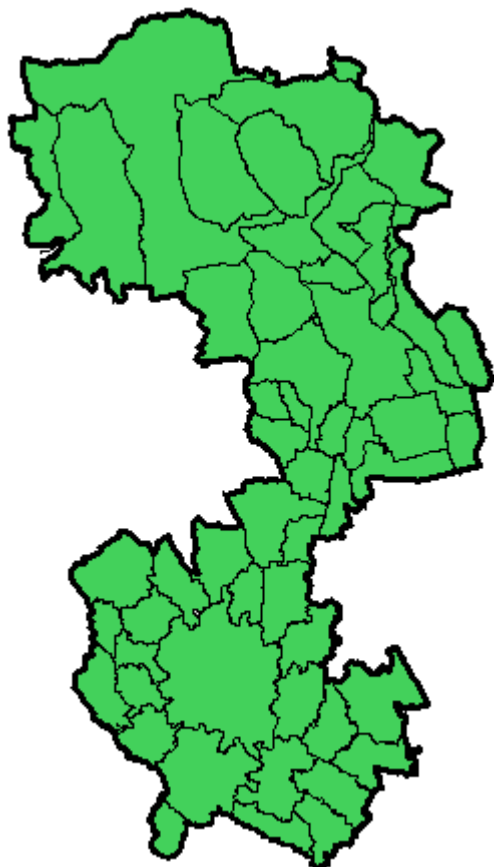
2000-2003

 Eccesso significativo di incidenza

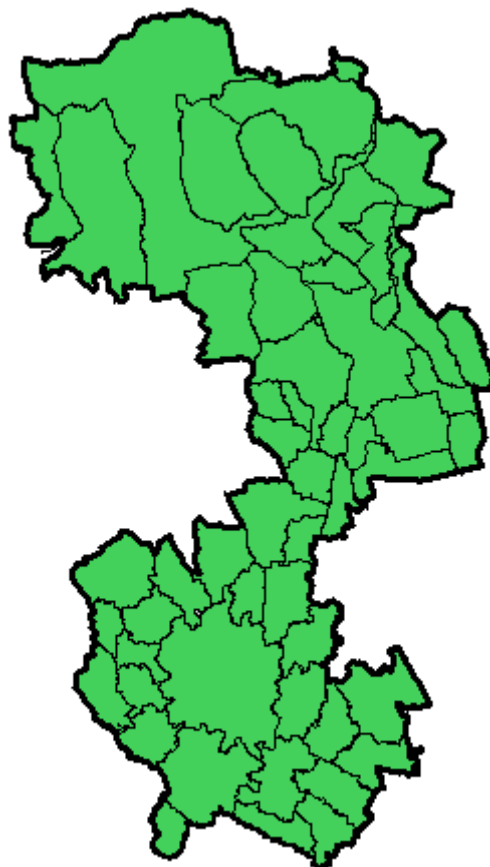
 Incidenza nella media

 Deficit significativo di incidenza

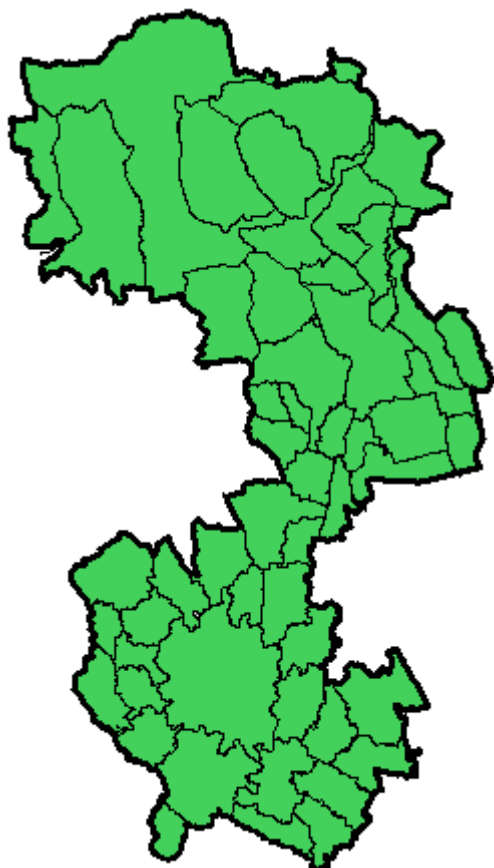
EBR comunali - Mammella (C50). Femmine



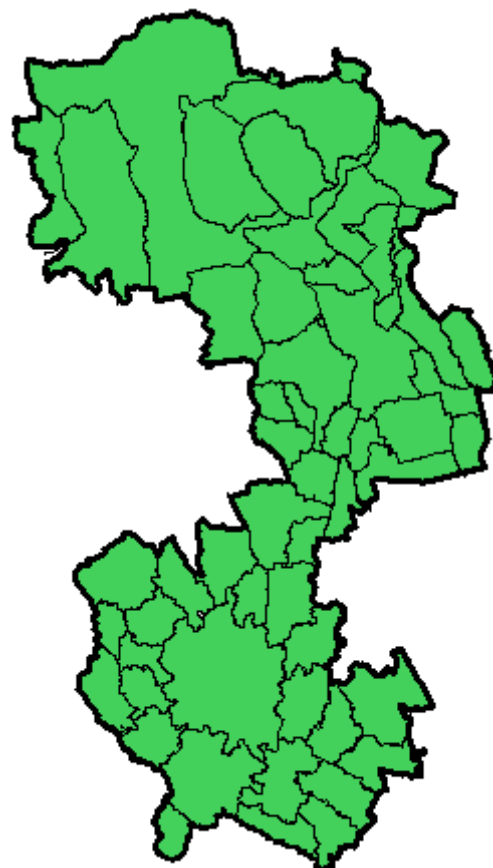
1988-1991




1992-1995




1996-1999



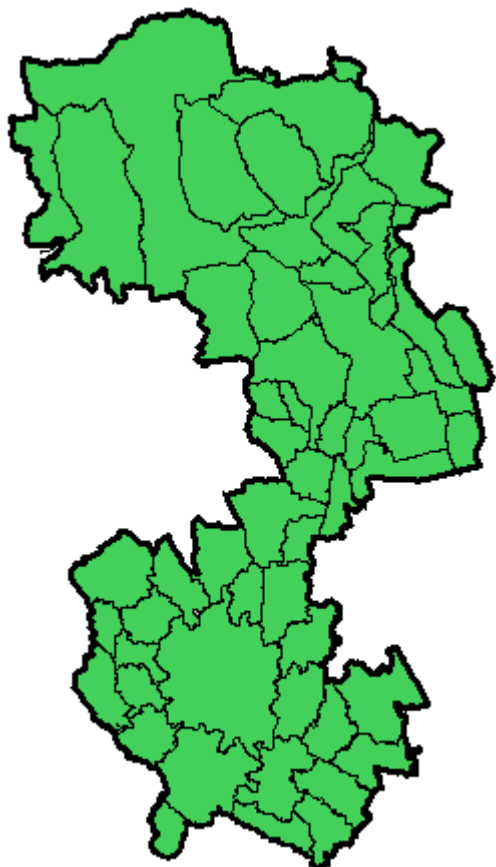
2000-2003

 Eccesso significativo di incidenza

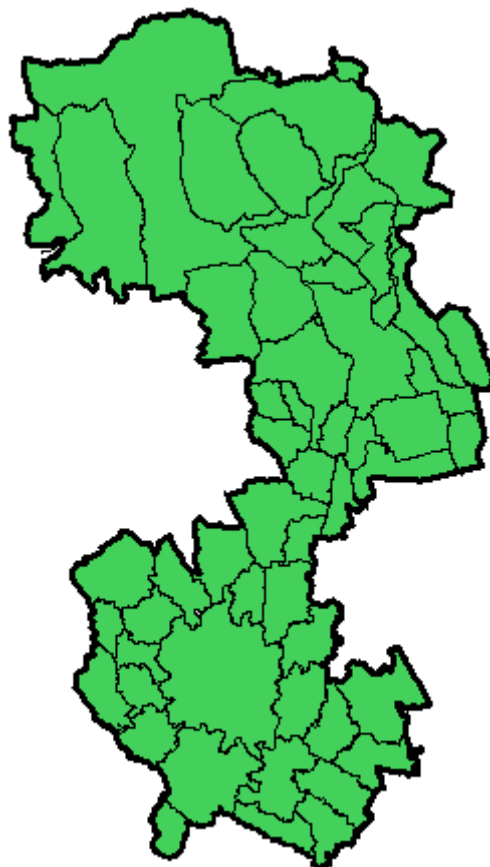
 Incidenza nella media

 Deficit significativo di incidenza

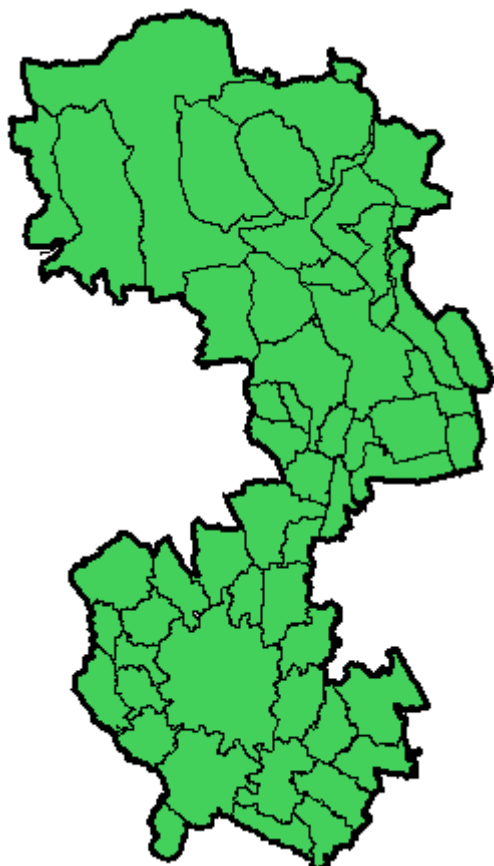
EBR comunali - Utero (C53-55). Femmine



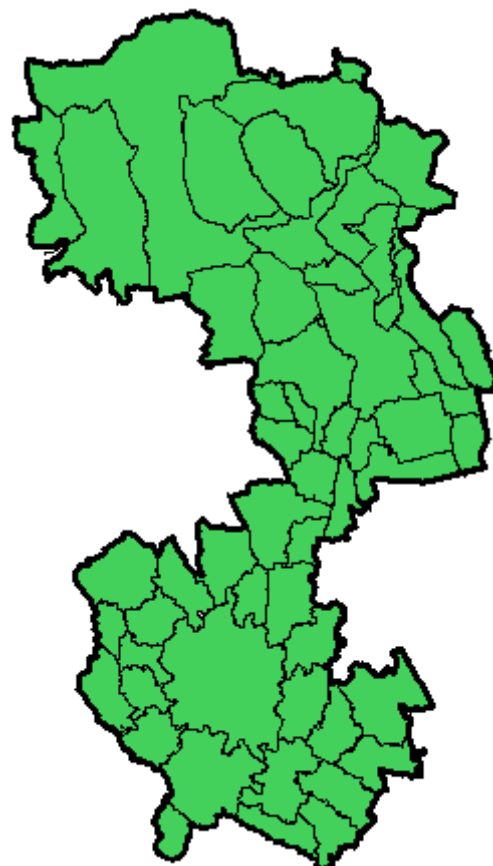
1988-1991




1992-1995




1996-1999



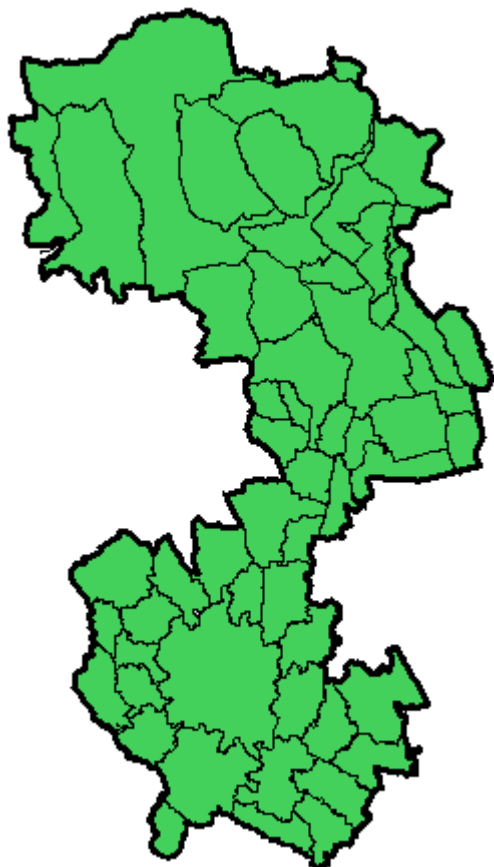
2000-2003

 Eccesso significativo di incidenza

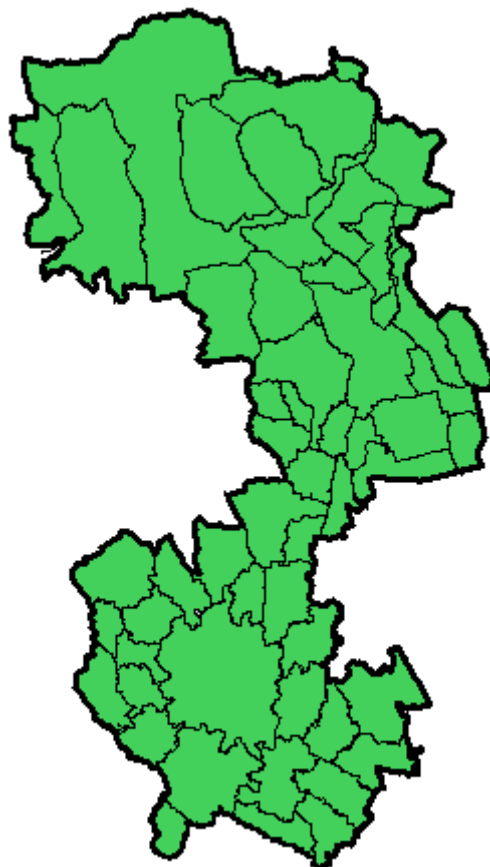
 Incidenza nella media

 Deficit significativo di incidenza

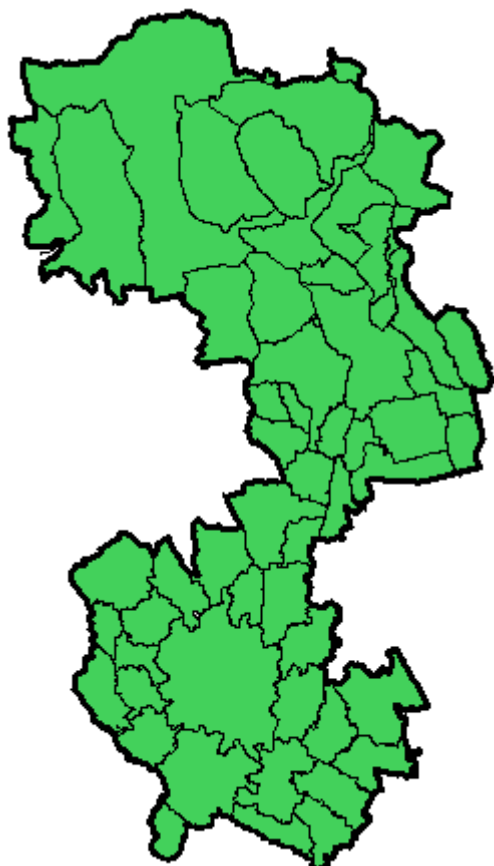
EBR comunali - Prostata (C61). Maschi



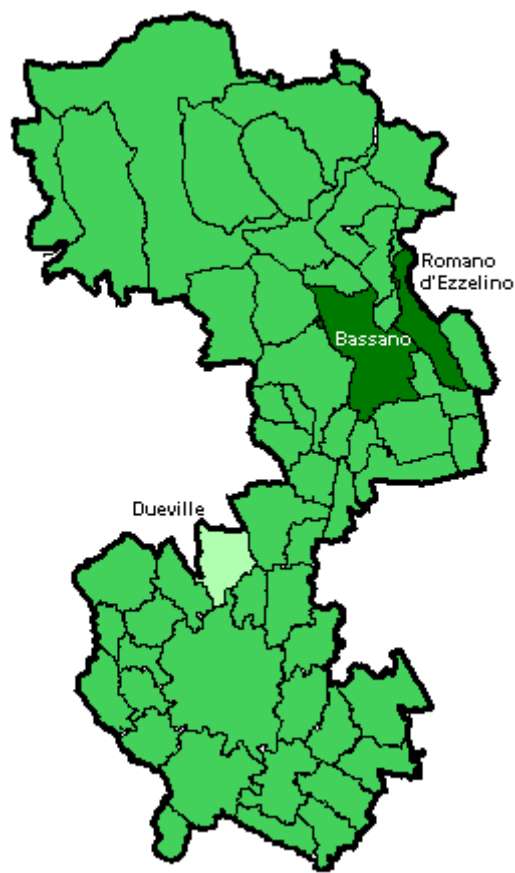
1988-1991




1992-1995




1996-1999



2000-2003

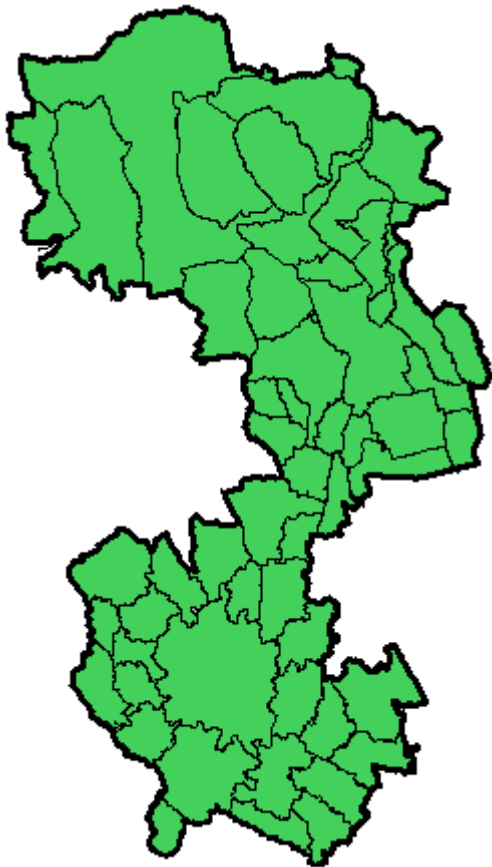
 Eccesso significativo di incidenza

 Incidenza nella media

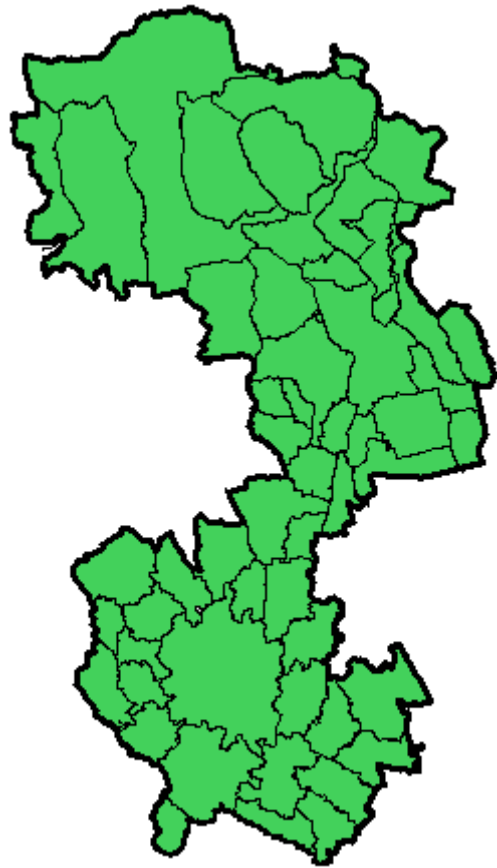
 Deficit significativo di incidenza



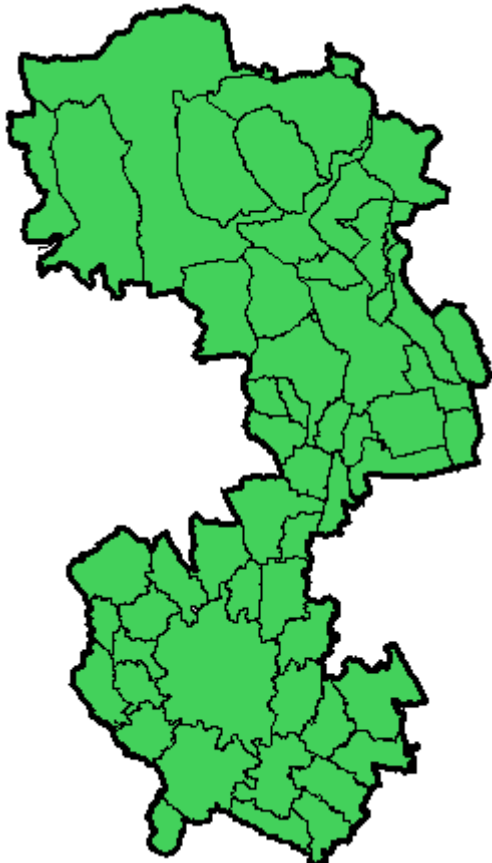
EBR comunali - Vescica (C67). Maschi



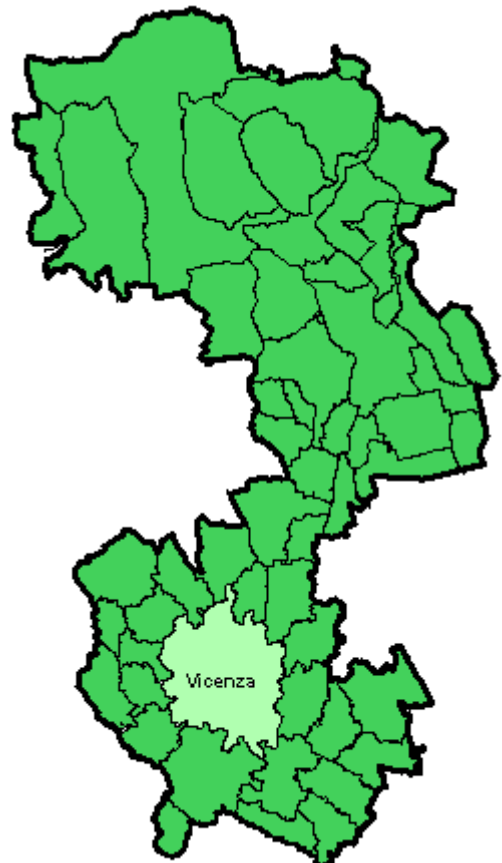
1988-1991



1992-1995



1996-1999



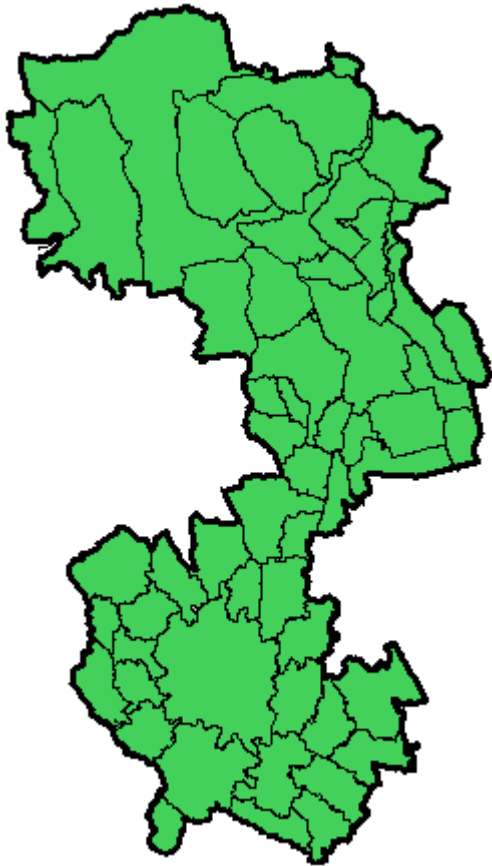
2000-2003

■ Eccesso significativo di incidenza

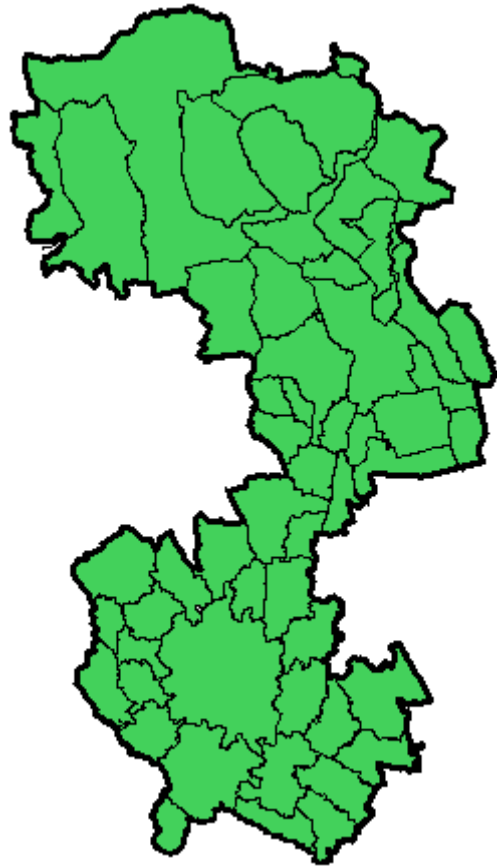
■ Incidenza nella media

■ Deficit significativo di incidenza

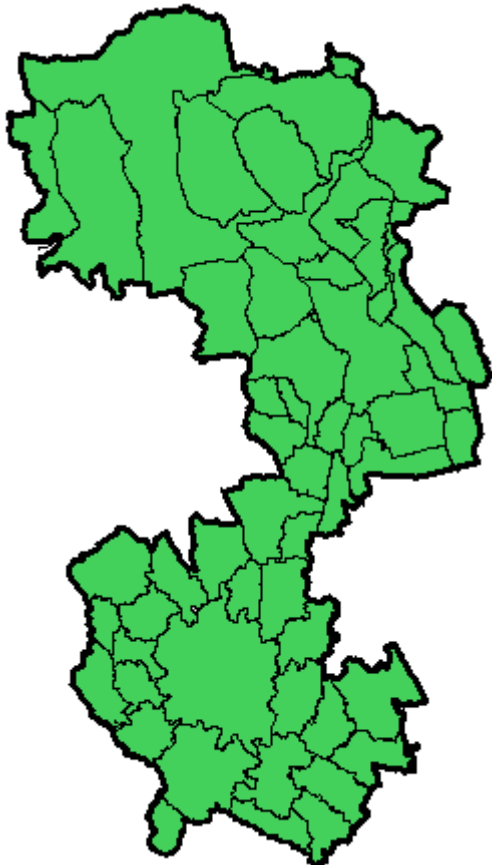
EBR comunali - Linfoma non Hodgkin (C82-85, C96). Maschi



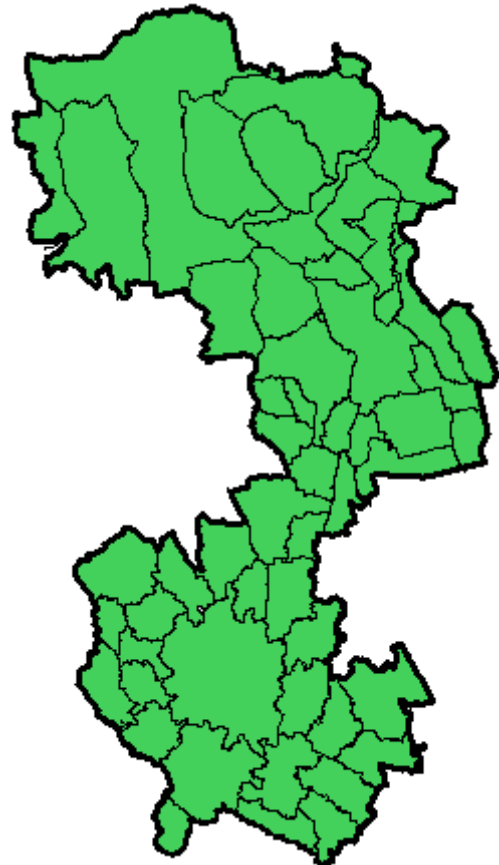
1988-1991




1992-1995




1996-1999



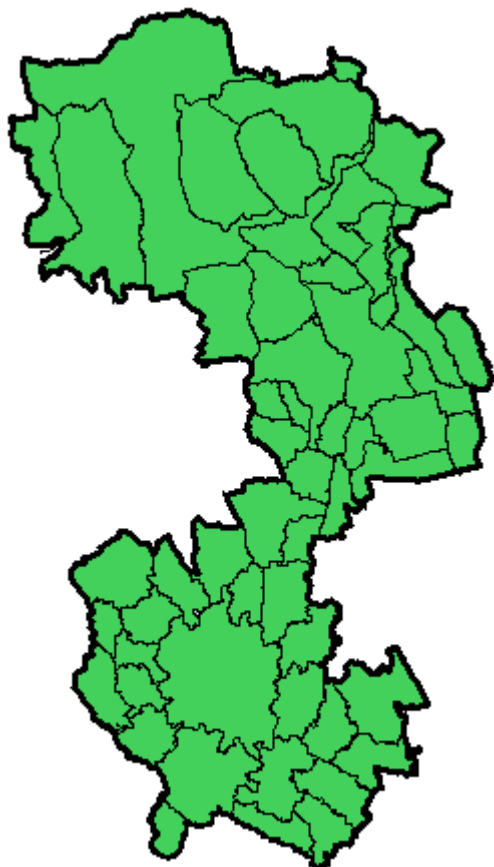
2000-2003

 Eccesso significativo di incidenza

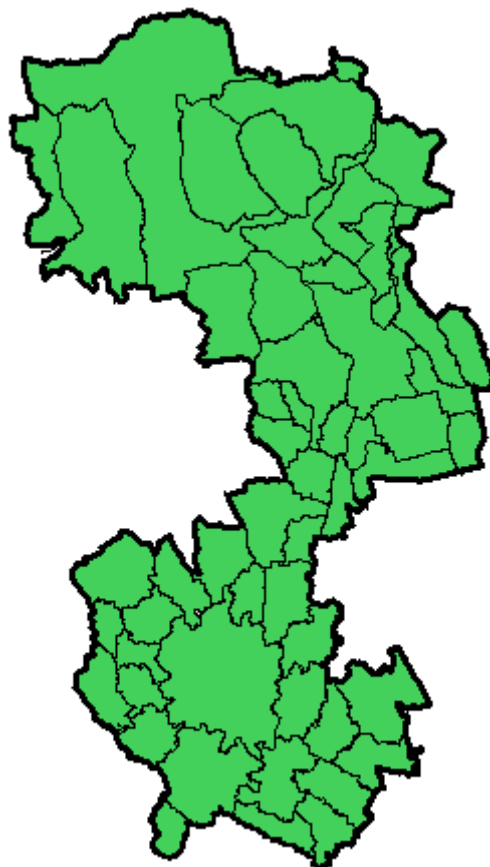
 Incidenza nella media

 Deficit significativo di incidenza

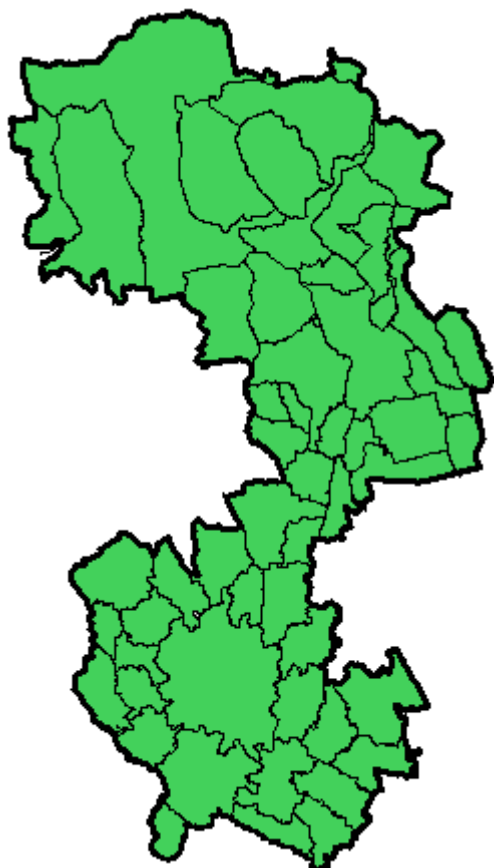
EBR comunali - Linfoma non Hodgkin (C82-85, C96). Femmine



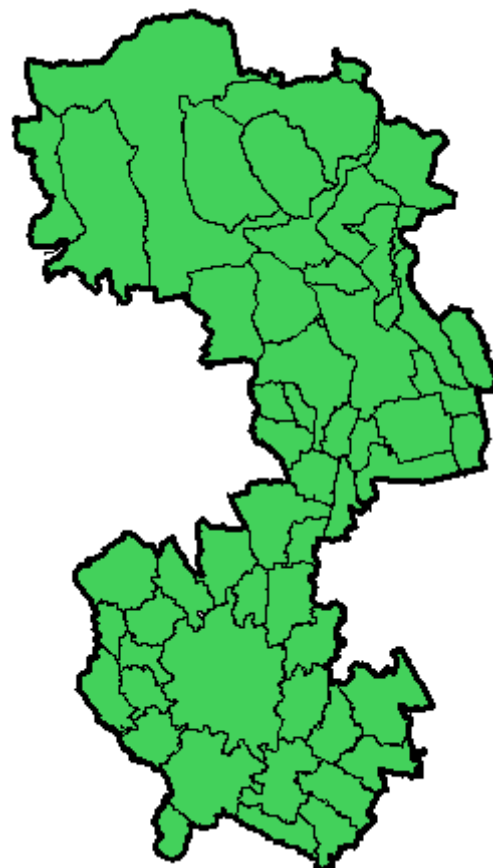
1988-1991



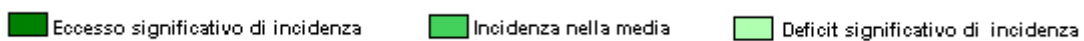
1992-1995



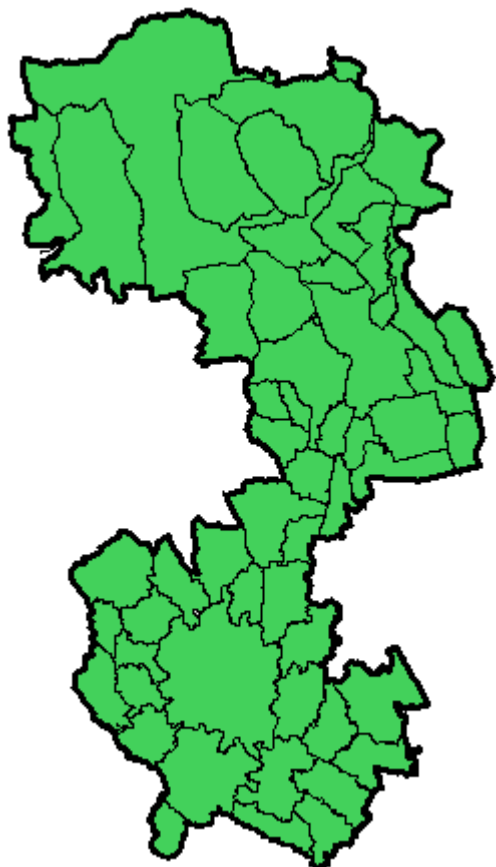
1996-1999



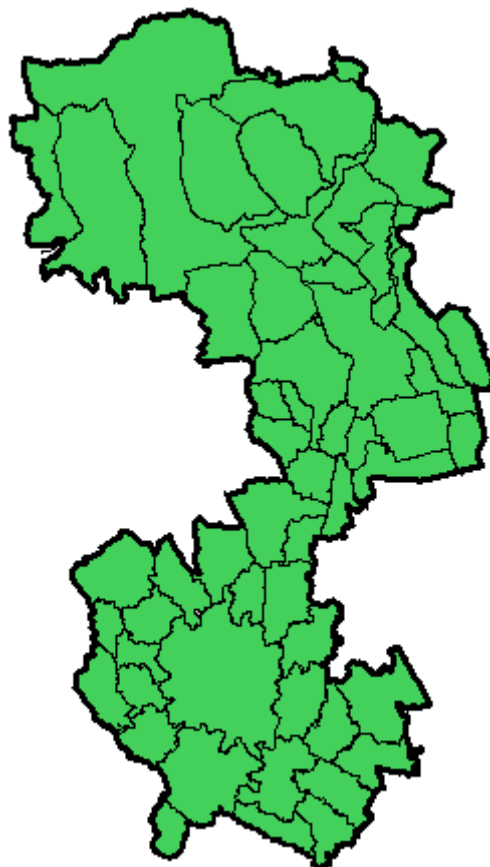
2000-2003



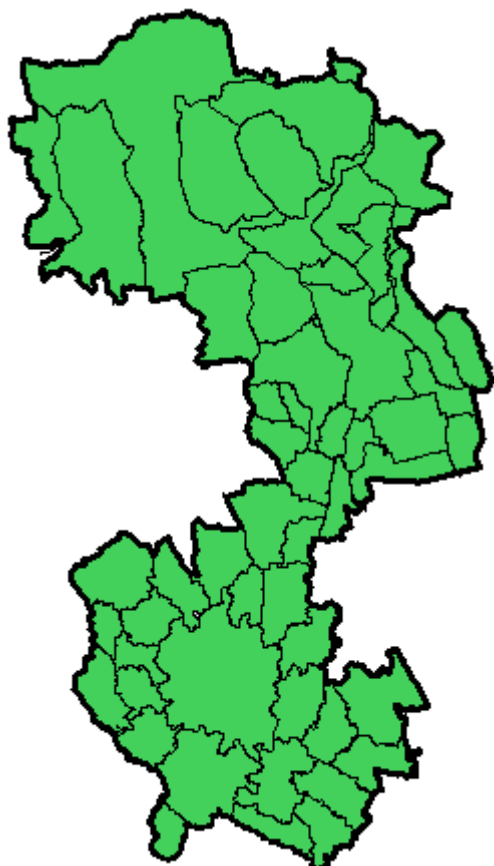
EBR comunali - Leucemie (C91-95). Maschi



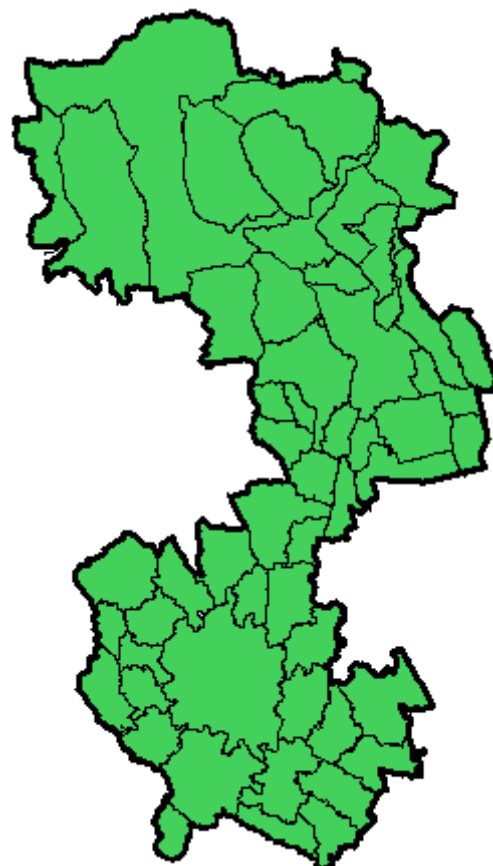
1988-1991



1992-1995



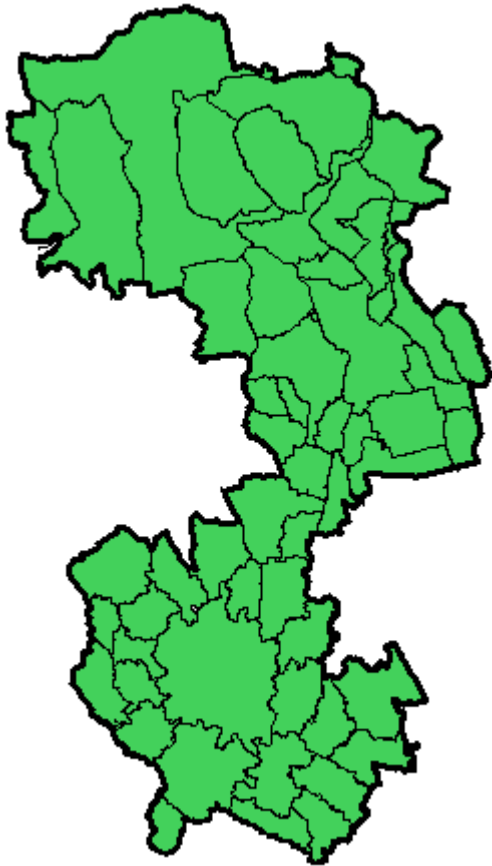
1996-1999



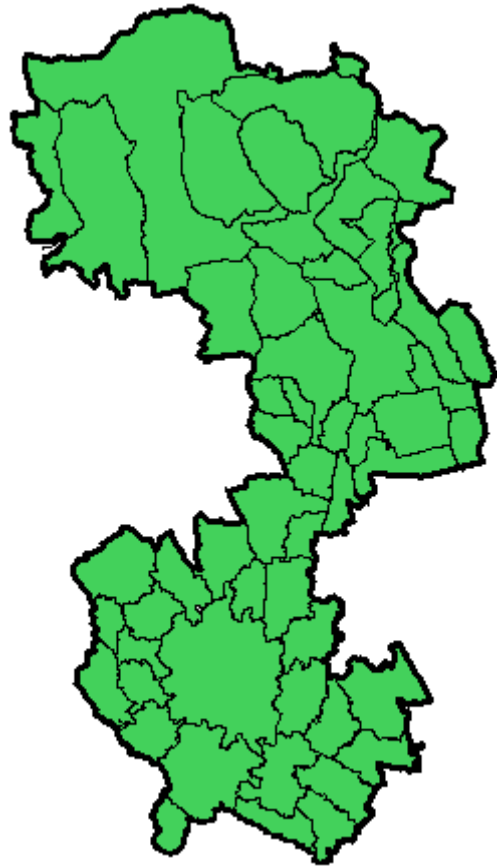
2000-2003

■ Eccesso significativo di incidenza    ■ Incidenza nella media    ■ Deficit significativo di incidenza

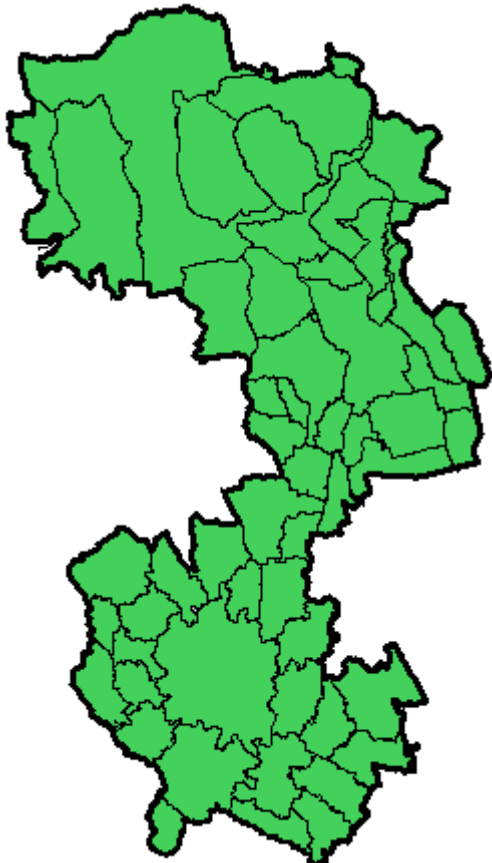
EBR comunali - Leucemie (C91-95). Femmine



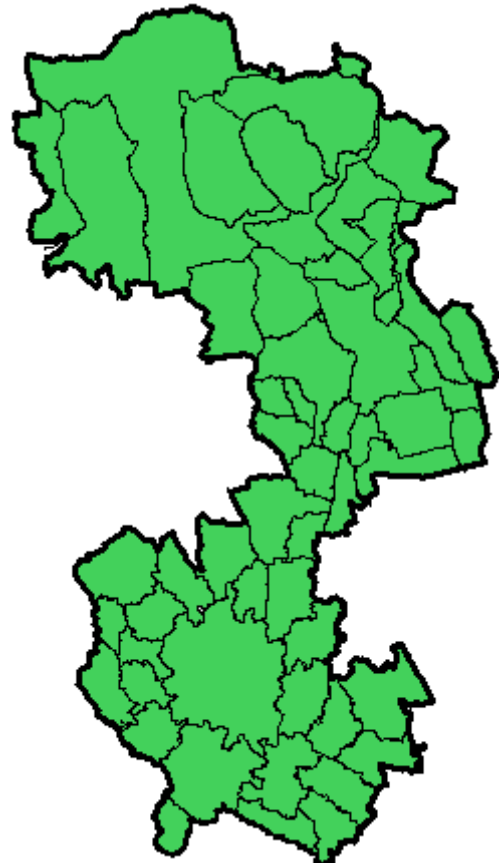
1988-1991




1992-1995




1996-1999



2000-2003

 Eccesso significativo di incidenza

 Incidenza nella media

 Deficit significativo di incidenza

## APPENDICE

EBR dei comuni dell'ex ULSS 5, dell'ex ULSS 8 e dell'ex ULSS 35. Totale sedi esclusa pelle (C00-96 eccetto C44) - Maschi

COMUNE	1988-1991			1992-1995			1996-1999			2000-2003		
	CASI	EBR	IC al 95%	CASI	EBR	IC al 95%	CASI	EBR	IC al 95%	CASI	EBR	IC al 95%
ALTAVILLA VICENTINA	51	0.94	(0.78-1.11)	67	0.97	(0.81-1.14)	79	0.99	(0.87-1.12)	77	0.92	(0.78-1.06)
ARCUGNANO	67	1.07	(0.9-1.3)	49	0.91	(0.76-1.07)	66	0.98	(0.86-1.13)	101	1.10	(0.95-1.31)
ASIAGO	73	0.99	(0.85-1.14)	92	1.04	(0.9-1.22)	121	1.09	(0.96-1.27)	87	0.98	(0.86-1.14)
BASSANO DEL GRAPPA	404	1.00	(0.92-1.09)	488	1.07	(0.99-1.17)	517	1.04	(0.97-1.12)	549	1.04	(0.96-1.12)
BOLZANO VICENTINO	24	0.88	(0.68-1.04)	34	0.91	(0.76-1.09)	45	0.96	(0.83-1.09)	56	0.98	(0.83-1.13)
BRESSANVIDO	18	0.94	(0.77-1.11)	25	0.97	(0.81-1.15)	28	0.99	(0.87-1.14)	33	1.01	(0.86-1.19)
CALDOGNO	67	0.95	(0.8-1.11)	76	0.95	(0.8-1.09)	78	0.93	(0.81-1.05)	113	1.01	(0.88-1.14)
CAMISANO VICENTINO	60	0.92	(0.78-1.07)	72	0.94	(0.81-1.07)	86	0.97	(0.86-1.08)	117	1.06	(0.94-1.22)
CAMPOLONGO SUL BRENTA	7	0.97	(0.78-1.17)	8	0.97	(0.8-1.18)	8	0.98	(0.85-1.14)	8	0.99	(0.82-1.16)
CARTIGLIANO	25	0.94	(0.77-1.1)	35	0.97	(0.82-1.15)	48	1.02	(0.9-1.18)	39	0.99	(0.84-1.14)
CASSOLA	88	0.96	(0.81-1.11)	108	0.99	(0.85-1.14)	121	0.99	(0.89-1.11)	155	1.06	(0.94-1.2)
CASTEGNERO	21	0.99	(0.81-1.19)	24	0.99	(0.81-1.2)	21	0.97	(0.84-1.13)	25	0.97	(0.83-1.14)
CISMON DEL GRAPPA	16	1.02	(0.85-1.25)	17	0.97	(0.79-1.19)	19	1.00	(0.87-1.16)	19	0.98	(0.82-1.17)
CONCO	29	1.03	(0.86-1.27)	24	0.94	(0.76-1.14)	36	1.02	(0.89-1.22)	32	0.98	(0.81-1.19)
COSTABISSARA	34	0.94	(0.78-1.1)	42	0.93	(0.79-1.07)	57	0.98	(0.87-1.11)	64	0.97	(0.84-1.1)
CREAZZO	78	0.96	(0.83-1.1)	85	0.94	(0.81-1.07)	106	0.97	(0.87-1.09)	143	1.05	(0.94-1.18)
DUEVILLE	110	0.96	(0.83-1.09)	124	0.96	(0.84-1.1)	111	0.90	(0.79-1)	137	0.91	(0.8-1.03)
ENEGO	45	1.09	(0.92-1.37)	50	1.11	(0.93-1.34)	35	0.99	(0.87-1.12)	46	1.02	(0.88-1.21)
FOZA	9	1.04	(0.84-1.37)	13	1.06	(0.86-1.33)	9	0.98	(0.82-1.15)	13	1.00	(0.81-1.22)
GALLIO	33	1.10	(0.91-1.41)	29	1.03	(0.85-1.27)	33	1.00	(0.87-1.15)	25	0.94	(0.77-1.09)
GAMBUGLIANO	7	1.02	(0.82-1.26)	4	0.98	(0.78-1.19)	7	0.97	(0.83-1.12)	8	0.96	(0.79-1.15)
GRISIGNANO DI ZOCCO	28	0.94	(0.77-1.1)	30	0.93	(0.78-1.09)	52	1.01	(0.88-1.15)	32	0.88	(0.73-1.02)
GRUMOLO DELLE ABBADESSE	24	0.95	(0.79-1.12)	36	1.01	(0.85-1.19)	34	0.97	(0.84-1.1)	30	0.92	(0.78-1.07)
ISOLA VICENTINA	57	0.95	(0.81-1.11)	62	0.92	(0.78-1.07)	81	0.98	(0.88-1.1)	95	0.99	(0.87-1.14)
LONGARE	62	1.05	(0.9-1.26)	44	0.89	(0.75-1.05)	60	0.98	(0.87-1.11)	63	0.94	(0.8-1.09)
LUSIANA	33	0.99	(0.82-1.18)	30	0.91	(0.74-1.08)	45	1.00	(0.88-1.15)	37	0.93	(0.79-1.08)
MAROSTICA	97	0.89	(0.76-1.03)	110	0.86	(0.74-0.99)	144	0.97	(0.86-1.08)	141	0.91	(0.79-1.02)
MASON VICENTINO	28	0.98	(0.8-1.18)	19	0.89	(0.72-1.05)	30	0.97	(0.83-1.11)	26	0.90	(0.74-1.07)
MOLVENA	12	0.91	(0.73-1.09)	24	1.00	(0.84-1.19)	22	0.97	(0.83-1.09)	31	0.99	(0.84-1.16)
MONTÉGALDA	25	0.95	(0.78-1.12)	39	1.05	(0.89-1.24)	36	0.98	(0.85-1.11)	41	1.00	(0.85-1.17)
MONTÉGALDELLA	7	0.93	(0.74-1.1)	31	1.16	(0.94-1.5)	11	0.95	(0.79-1.09)	21	1.01	(0.82-1.22)
MONTEVIALE	15	0.97	(0.79-1.15)	19	1.00	(0.83-1.19)	20	0.97	(0.82-1.11)	28	1.02	(0.85-1.21)
MONTICELLO CONTE OTTO	60	0.96	(0.82-1.11)	81	1.04	(0.89-1.21)	74	0.96	(0.84-1.08)	107	1.04	(0.91-1.19)
MUSSOLENTE	60	1.03	(0.88-1.21)	55	0.99	(0.83-1.17)	76	1.03	(0.9-1.2)	71	0.99	(0.84-1.15)
NOVE	42	0.98	(0.82-1.15)	45	0.99	(0.84-1.16)	52	0.98	(0.87-1.12)	52	0.96	(0.82-1.11)
PIANEZZE	14	0.99	(0.8-1.18)	18	1.01	(0.83-1.21)	25	1.01	(0.88-1.17)	18	0.97	(0.79-1.14)
POVE DEL GRAPPA	23	1.00	(0.83-1.21)	30	1.04	(0.87-1.25)	34	1.01	(0.89-1.14)	35	1.02	(0.87-1.19)
POZZOLEONE	19	0.97	(0.82-1.12)	16	0.96	(0.78-1.13)	27	0.98	(0.86-1.11)	29	1.00	(0.85-1.15)
QUINTO VICENTINO	32	0.97	(0.81-1.14)	42	1.04	(0.88-1.22)	38	0.96	(0.82-1.09)	53	1.02	(0.87-1.19)
ROANA	42	0.99	(0.83-1.16)	53	1.06	(0.89-1.24)	40	0.95	(0.82-1.08)	49	0.99	(0.84-1.16)
ROMANO D'EZZELINO	109	1.07	(0.93-1.26)	112	1.03	(0.89-1.18)	121	0.99	(0.88-1.11)	168	1.11	(0.98-1.27)
ROSA'	99	0.98	(0.85-1.11)	108	0.98	(0.85-1.11)	129	1.00	(0.89-1.11)	154	1.08	(0.96-1.23)
ROSSANO VENETO	65	1.03	(0.88-1.21)	88	1.13	(0.96-1.33)	77	0.99	(0.88-1.12)	99	1.09	(0.95-1.25)
ROTZO	3	0.97	(0.77-1.19)	8	1.04	(0.84-1.29)	2	0.97	(0.82-1.12)	9	1.02	(0.83-1.24)
SAN NAZARIO	59	0.95	(0.8-1.11)	66	0.98	(0.83-1.12)	100	1.04	(0.92-1.21)	90	0.99	(0.86-1.12)
SANDRIGO	23	1.04	(0.87-1.26)	25	1.05	(0.88-1.25)	20	0.99	(0.86-1.13)	21	1.01	(0.84-1.19)
SCHIAVON	11	0.93	(0.76-1.08)	20	0.99	(0.81-1.18)	26	0.99	(0.86-1.13)	32	1.02	(0.88-1.2)
SOLAGNA	13	0.97	(0.79-1.17)	17	1.00	(0.83-1.19)	23	0.99	(0.86-1.16)	14	0.95	(0.77-1.13)
SOVIZZO	28	0.91	(0.73-1.06)	38	0.97	(0.8-1.14)	38	0.94	(0.8-1.07)	47	0.93	(0.77-1.09)
TEZZE SUL BRENTA	74	0.98	(0.84-1.15)	96	1.09	(0.93-1.28)	93	0.99	(0.87-1.12)	112	1.05	(0.9-1.2)
TORRI DI QUARTESOLO	57	0.88	(0.73-1.03)	86	0.98	(0.84-1.13)	89	0.95	(0.83-1.07)	105	0.95	(0.82-1.08)
VALSTAGNA	28	1.04	(0.87-1.29)	28	1.04	(0.84-1.24)	27	0.99	(0.85-1.12)	35	1.04	(0.88-1.23)
VICENZA	1255	1.06	(1-1.11)	1307	1.01	(0.96-1.07)	1466	1.03	(0.98-1.08)	1476	0.99	(0.94-1.04)
ZOVENCEDO	7	1.00	(0.76-1.28)	6	0.98	(0.74-1.25)	7	0.98	(0.8-1.14)	12	1.03	(0.8-1.28)

Registro Tumori del Veneto

EBR dei comuni dell'ex ULSS 5, dell'ex ULSS 8 e dell'ex ULSS 35. Totale sedi esclusa pelle (C00-96 eccetto C44) - Femmine

COMUNE	1988-1991			1992-1995			1996-1999			2000-2003		
	CASI	EBR	IC al 95%	CASI	EBR	IC al 95%	CASI	EBR	IC al 95%	CASI	EBR	IC al 95%
ALTAVILLA VICENTINA	45	0.96	(0.74-1.18)	59	0.99	(0.83-1.2)	66	1.01	(0.87-1.16)	72	0.96	(0.83-1.09)
ARCUGNANO	37	0.93	(0.73-1.18)	41	0.94	(0.78-1.12)	56	1.01	(0.88-1.17)	53	0.94	(0.81-1.06)
ASIAGO	61	0.99	(0.84-1.18)	61	0.95	(0.82-1.09)	67	0.98	(0.87-1.1)	67	0.95	(0.83-1.05)
BASSANO DEL GRAPPA	440	<b>1.18</b>	<b>(1.07-1.29)</b>	416	1.00	(0.92-1.09)	446	1.02	(0.94-1.12)	464	0.98	(0.91-1.06)
BOLZANO VICENTINO	34	1.03	(0.81-1.3)	28	0.93	(0.76-1.11)	34	0.97	(0.83-1.12)	44	0.97	(0.85-1.09)
BRESSANVIDO	17	0.94	(0.72-1.19)	25	0.99	(0.82-1.17)	15	0.95	(0.8-1.09)	22	0.95	(0.83-1.07)
CALDOGNO	41	<b>0.80</b>	<b>(0.64-0.98)</b>	70	0.99	(0.85-1.17)	66	0.96	(0.82-1.08)	70	0.93	(0.81-1.04)
CAMISANO VICENTINO	51	0.90	(0.74-1.09)	72	1.00	(0.86-1.17)	62	0.95	(0.83-1.06)	73	0.95	(0.85-1.06)
CAMPOLONGO SUL BRENTA	4	0.83	(0.61-1.07)	1	0.91	(0.7-1.1)	6	0.96	(0.8-1.12)	7	0.96	(0.82-1.1)
CARTIGLIANO	21	0.84	(0.65-1.06)	18	0.89	(0.72-1.06)	34	0.99	(0.85-1.17)	32	0.97	(0.85-1.1)
CASSOLA	51	<b>0.76</b>	<b>(0.61-0.91)</b>	90	0.99	(0.86-1.16)	93	0.98	(0.86-1.1)	110	0.99	(0.89-1.11)
CASTEGNERO	8	<b>0.77</b>	<b>(0.58-0.98)</b>	19	0.98	(0.81-1.2)	24	0.99	(0.84-1.2)	27	0.99	(0.87-1.12)
CISMON DEL GRAPPA	7	0.80	(0.6-1.03)	7	0.93	(0.74-1.13)	7	0.93	(0.76-1.07)	12	0.96	(0.82-1.09)
CONCO	13	0.81	(0.6-1.06)	21	0.98	(0.79-1.19)	16	0.93	(0.74-1.09)	17	0.94	(0.78-1.08)
COSTABISSARA	26	0.85	(0.7-1.03)	42	0.99	(0.85-1.16)	35	0.95	(0.82-1.07)	53	0.98	(0.87-1.12)
CREAZZO	67	0.97	(0.81-1.14)	65	0.91	(0.77-1.04)	87	1.00	(0.88-1.13)	87	0.96	(0.85-1.06)
DUEVILLE	94	1.00	(0.85-1.19)	83	0.88	(0.74-1.01)	116	1.00	(0.89-1.13)	118	0.97	(0.86-1.07)
ENEGO	22	0.91	(0.72-1.12)	27	0.97	(0.81-1.14)	26	0.99	(0.86-1.14)	23	0.97	(0.85-1.09)
FOZA	6	0.94	(0.67-1.32)	4	0.93	(0.74-1.11)	8	1.00	(0.84-1.2)	8	1.00	(0.85-1.17)
GALLIO	18	0.96	(0.73-1.26)	17	0.94	(0.77-1.14)	23	1.01	(0.86-1.19)	32	1.03	(0.89-1.22)
GAMBUGLIANO	4	0.92	(0.68-1.24)	6	0.96	(0.78-1.18)	7	1.00	(0.84-1.2)	12	1.01	(0.88-1.18)
GRISIGNANO DI ZOCCO	24	0.90	(0.7-1.13)	30	0.98	(0.82-1.19)	41	1.01	(0.89-1.17)	33	0.97	(0.84-1.1)
GRUMOLO DELLE ABBADESSE	19	0.87	(0.67-1.09)	29	0.98	(0.83-1.19)	29	0.99	(0.87-1.13)	32	0.99	(0.86-1.13)
ISOLA VICENTINA	51	0.87	(0.71-1.06)	75	1.04	(0.9-1.23)	51	0.93	(0.79-1.04)	66	0.95	(0.84-1.07)
LONGARE	31	0.82	(0.65-1.01)	55	1.05	(0.9-1.23)	46	0.96	(0.83-1.09)	54	0.97	(0.87-1.1)
LUSIANA	34	0.96	(0.77-1.24)	35	1.02	(0.85-1.21)	24	0.94	(0.78-1.07)	21	0.94	(0.79-1.06)
MAROSTICA	86	<b>0.85</b>	<b>(0.71-0.99)</b>	128	1.05	(0.92-1.21)	115	0.96	(0.85-1.08)	134	0.99	(0.88-1.11)
MASON VICENTINO	14	0.81	(0.63-1.03)	19	0.94	(0.76-1.12)	22	0.94	(0.79-1.09)	23	0.95	(0.81-1.06)
MOLVENA	16	0.89	(0.68-1.13)	15	0.95	(0.78-1.13)	19	0.98	(0.85-1.12)	14	0.95	(0.83-1.08)
MONTÉGALDA	10	<b>0.78</b>	<b>(0.58-0.97)</b>	21	0.93	(0.76-1.1)	31	1.01	(0.88-1.16)	29	0.99	(0.87-1.1)
MONTÉGALDELLA	10	0.90	(0.68-1.19)	10	0.96	(0.77-1.16)	19	1.03	(0.88-1.24)	9	0.96	(0.82-1.11)
MONTEVIALE	13	0.89	(0.68-1.15)	13	0.95	(0.77-1.14)	16	0.99	(0.85-1.15)	20	1.01	(0.88-1.16)
MONTICELLO CONTE OTTO	34	<b>0.77</b>	<b>(0.6-0.94)</b>	60	0.96	(0.82-1.12)	68	0.98	(0.86-1.11)	90	1.04	(0.93-1.18)
MUSSOLENTE	40	0.89	(0.7-1.11)	51	1.00	(0.85-1.19)	45	0.96	(0.82-1.1)	52	1.00	(0.87-1.14)
NOVE	23	<b>0.80</b>	<b>(0.62-1)</b>	35	0.95	(0.79-1.11)	46	0.99	(0.86-1.13)	39	0.98	(0.84-1.1)
PIANEZZE	11	0.86	(0.64-1.13)	21	1.03	(0.83-1.28)	7	0.94	(0.77-1.08)	22	1.02	(0.89-1.19)
POVE DEL GRAPPA	16	0.85	(0.66-1.1)	17	0.93	(0.74-1.11)	21	0.97	(0.83-1.1)	26	1.00	(0.86-1.14)
POZZOLEONE	6	<b>0.82</b>	<b>(0.6-1)</b>	12	0.93	(0.75-1.09)	15	0.96	(0.82-1.08)	28	1.02	(0.9-1.14)
QUINTO VICENTINO	21	0.87	(0.67-1.09)	28	0.95	(0.78-1.12)	29	0.97	(0.82-1.1)	46	1.02	(0.91-1.15)
ROANA	40	0.98	(0.79-1.2)	50	1.04	(0.88-1.26)	58	1.06	(0.92-1.29)	38	0.99	(0.87-1.12)
ROMANO D'EZZELINO	89	1.11	(0.92-1.35)	85	0.97	(0.83-1.12)	88	0.97	(0.85-1.1)	132	1.06	(0.95-1.21)
ROSA'	66	<b>0.83</b>	<b>(0.69-0.98)</b>	96	0.96	(0.83-1.1)	100	0.98	(0.87-1.08)	101	0.97	(0.86-1.08)
ROSSANO VENETO	41	0.84	(0.67-1.03)	55	0.97	(0.82-1.13)	54	0.97	(0.84-1.11)	48	0.96	(0.81-1.07)
ROTZO	3	0.84	(0.6-1.12)	6	0.96	(0.77-1.17)	12	0.99	(0.84-1.17)	9	1.01	(0.88-1.17)
SAN NAZARIO	55	0.93	(0.76-1.13)	56	0.93	(0.79-1.09)	48	0.91	(0.77-1.04)	75	0.98	(0.87-1.09)
SANDRIGO	15	0.96	(0.74-1.23)	18	0.99	(0.83-1.18)	24	1.02	(0.89-1.2)	16	1.00	(0.88-1.14)
SCHIAVON	9	0.89	(0.67-1.11)	19	0.97	(0.8-1.16)	19	1.00	(0.88-1.16)	22	1.01	(0.9-1.15)
SOLAGNA	14	1.00	(0.76-1.3)	24	1.02	(0.86-1.28)	21	1.03	(0.89-1.24)	19	1.01	(0.89-1.16)
SOVIZZO	32	0.99	(0.78-1.23)	22	0.86	(0.66-1.02)	52	1.05	(0.91-1.26)	50	1.03	(0.91-1.18)
TEZZE SUL BRENTA	47	0.86	(0.67-1.06)	46	<b>0.82</b>	<b>(0.65-0.96)</b>	64	0.95	(0.81-1.09)	88	1.02	(0.89-1.16)
TORRI DI QUARTESOLO	60	0.95	(0.77-1.14)	72	0.95	(0.81-1.1)	74	0.99	(0.86-1.12)	95	1.02	(0.91-1.16)
VALSTAGNA	25	1.07	(0.84-1.37)	22	0.98	(0.82-1.17)	26	1.03	(0.89-1.23)	21	1.00	(0.87-1.14)
VICENZA	1203	<b>1.11</b>	<b>(1.05-1.18)</b>	1278	<b>1.07</b>	<b>(1.01-1.13)</b>	1275	1.03	(0.98-1.09)	1359	1.04	(0.99-1.1)
ZOVENCEDO	4	0.94	(0.62-1.39)	6	0.99	(0.76-1.25)	4	0.97	(0.77-1.21)	6	1.00	(0.81-1.21)

Registro Tumori del Veneto



EBR dei comuni dell'ex ULSS 5, dell'ex ULSS 8 e dell'ex ULSS 35. Colon Retto (C18-21) - Maschi

COMUNE	1988-1991			1992-1995			1996-1999			2000-2003		
	CASI	EBR	IC al 95%	CASI	EBR	IC al 95%	CASI	EBR	IC al 95%	CASI	EBR	IC al 95%
ALTAVILLA VICENTINA	7	0.97	(0.62-1.48)	3	0.80	(0.48-1.17)	6	0.87	(0.6-1.17)	10	0.98	(0.72-1.26)
ARCUGNANO	12	1.20	(0.8-1.97)	7	0.90	(0.57-1.28)	7	0.88	(0.6-1.18)	13	1.04	(0.78-1.4)
ASIAGO	3	0.79	(0.39-1.12)	8	0.88	(0.64-1.18)	8	0.88	(0.64-1.13)	12	1.01	(0.8-1.27)
BASSANO DEL GRAPPA	46	0.94	(0.73-1.18)	45	0.89	(0.71-1.11)	54	0.92	(0.72-1.12)	68	1.00	(0.84-1.19)
BOLZANO VICENTINO	0	0.76	(0.35-1.1)	8	0.96	(0.69-1.39)	6	0.91	(0.65-1.2)	2	0.94	(0.65-1.17)
BRESSANVIDO	3	0.97	(0.58-1.47)	2	0.88	(0.62-1.22)	2	0.88	(0.63-1.18)	3	0.99	(0.76-1.24)
CALDOGNO	9	0.97	(0.66-1.39)	6	0.86	(0.59-1.15)	7	0.87	(0.63-1.13)	17	1.04	(0.83-1.31)
CAMISANO VICENTINO	11	1.02	(0.7-1.48)	8	0.88	(0.63-1.18)	7	0.87	(0.63-1.1)	21	1.08	(0.87-1.41)
CAMPOLONGO SUL BRENTA	2	0.99	(0.56-1.68)	0	0.88	(0.57-1.25)	0	0.91	(0.67-1.2)	0	1.00	(0.71-1.37)
CARTIGLIANO	0	0.79	(0.36-1.15)	3	0.88	(0.58-1.21)	6	0.95	(0.7-1.27)	3	0.99	(0.72-1.24)
CASSOLA	7	0.83	(0.51-1.16)	14	0.95	(0.7-1.27)	19	1.01	(0.79-1.31)	20	1.03	(0.8-1.35)
CASTEGNERO	4	1.01	(0.62-1.73)	6	0.98	(0.69-1.45)	3	0.94	(0.71-1.23)	4	1.02	(0.76-1.32)
CISMON DEL GRAPPA	0	0.85	(0.46-1.3)	3	0.92	(0.61-1.3)	2	0.94	(0.67-1.27)	1	0.97	(0.7-1.24)
CONCO	3	0.91	(0.49-1.39)	1	0.84	(0.53-1.19)	4	0.96	(0.71-1.27)	2	0.96	(0.65-1.23)
COSTABISSARA	1	0.79	(0.39-1.14)	3	0.85	(0.58-1.12)	11	0.99	(0.77-1.31)	10	1.01	(0.8-1.25)
CREAZZO	14	1.08	(0.75-1.61)	5	0.82	(0.54-1.07)	6	0.86	(0.62-1.1)	20	1.03	(0.82-1.27)
DUEVILLE	13	0.93	(0.63-1.27)	17	0.95	(0.69-1.27)	17	0.93	(0.71-1.2)	21	1.00	(0.78-1.23)
ENEGO	3	0.90	(0.51-1.35)	4	0.89	(0.62-1.2)	5	0.96	(0.74-1.26)	5	0.99	(0.77-1.24)
FOZA	0	0.89	(0.43-1.44)	1	0.89	(0.53-1.29)	1	0.96	(0.67-1.32)	2	0.99	(0.7-1.31)
GALLIO	3	0.95	(0.56-1.51)	3	0.89	(0.54-1.3)	5	0.99	(0.72-1.41)	1	0.95	(0.63-1.22)
GAMBUGLIANO	1	0.94	(0.51-1.58)	0	0.86	(0.54-1.2)	1	0.96	(0.68-1.3)	1	0.98	(0.71-1.29)
GRISIGNANO DI ZOCCO	3	0.88	(0.53-1.32)	3	0.86	(0.58-1.16)	8	0.99	(0.75-1.32)	3	0.95	(0.69-1.17)
GRUMOLO DELLE ABBADESSE	6	1.03	(0.64-1.61)	0	0.84	(0.53-1.11)	5	0.96	(0.72-1.3)	6	1.00	(0.75-1.29)
ISOLA VICENTINA	5	0.85	(0.49-1.22)	3	0.80	(0.53-1.08)	10	0.95	(0.7-1.23)	12	0.99	(0.76-1.26)
LONGARE	7	0.97	(0.62-1.56)	4	0.84	(0.58-1.14)	7	0.94	(0.72-1.25)	7	0.97	(0.74-1.2)
LUSIANA	0	0.78	(0.36-1.15)	4	0.87	(0.6-1.23)	3	0.92	(0.69-1.17)	6	0.99	(0.73-1.28)
MAROSTICA	15	0.97	(0.65-1.36)	14	0.88	(0.64-1.16)	16	0.92	(0.71-1.18)	19	0.96	(0.73-1.18)
MASON VICENTINO	5	1.00	(0.64-1.54)	3	0.88	(0.59-1.21)	2	0.91	(0.66-1.17)	4	0.97	(0.74-1.24)
MOLVENA	1	0.86	(0.45-1.33)	1	0.88	(0.59-1.17)	2	0.93	(0.7-1.19)	5	1.00	(0.77-1.29)
MONTEGALDA	5	0.99	(0.62-1.52)	5	0.99	(0.71-1.39)	4	0.94	(0.69-1.21)	7	0.99	(0.75-1.27)
MONTEGALDELLA	0	0.85	(0.41-1.26)	3	1.02	(0.7-1.51)	1	0.92	(0.64-1.25)	3	0.99	(0.74-1.3)
MONTEVIALE	0	0.85	(0.44-1.29)	3	1.02	(0.7-1.48)	2	0.94	(0.69-1.25)	3	0.95	(0.7-1.23)
MONTICELLO CONTE OTTO	11	1.07	(0.71-1.64)	12	1.07	(0.77-1.48)	11	0.97	(0.7-1.25)	11	0.96	(0.74-1.21)
MUSSOLENTE	6	0.93	(0.57-1.4)	3	0.92	(0.55-1.27)	7	0.95	(0.66-1.24)	12	1.00	(0.78-1.3)
NOVE	4	0.88	(0.49-1.3)	4	0.96	(0.66-1.31)	4	0.94	(0.66-1.22)	7	0.96	(0.74-1.22)
PIANEZZE	0	0.85	(0.44-1.27)	1	0.96	(0.62-1.33)	4	0.99	(0.72-1.33)	0	0.94	(0.67-1.2)
POVE DEL GRAPPA	2	0.91	(0.5-1.35)	3	0.99	(0.66-1.36)	6	1.01	(0.73-1.36)	3	0.95	(0.71-1.2)
POZZOLEONE	2	0.90	(0.51-1.34)	1	0.99	(0.69-1.29)	2	0.94	(0.68-1.2)	5	0.98	(0.77-1.25)
QUINTO VICENTINO	4	0.93	(0.56-1.37)	2	0.96	(0.65-1.32)	5	0.95	(0.68-1.24)	1	0.91	(0.63-1.16)
ROANA	3	0.86	(0.46-1.26)	11	1.13	(0.82-1.67)	3	0.91	(0.66-1.19)	8	0.98	(0.75-1.28)
ROMANO D'EZELINO	16	1.13	(0.77-1.7)	15	1.09	(0.82-1.52)	10	0.90	(0.63-1.16)	18	0.98	(0.77-1.26)
ROSA'	5	0.76	(0.37-1.11)	11	1.00	(0.7-1.32)	10	0.91	(0.67-1.18)	13	0.92	(0.7-1.13)
ROSSANO VENETO	8	0.99	(0.64-1.48)	7	1.00	(0.7-1.4)	10	0.98	(0.75-1.29)	11	0.98	(0.77-1.29)
ROTZO	0	0.89	(0.47-1.39)	1	1.01	(0.69-1.35)	1	0.98	(0.69-1.31)	1	0.97	(0.73-1.28)
SAN NAZARIO	6	0.88	(0.52-1.27)	9	1.03	(0.72-1.41)	7	0.93	(0.66-1.21)	14	1.00	(0.8-1.27)
SANDRIGO	2	0.93	(0.52-1.45)	3	1.06	(0.75-1.5)	2	0.96	(0.67-1.25)	4	1.01	(0.78-1.38)
SCHIAVON	0	0.82	(0.4-1.18)	2	1.02	(0.7-1.36)	3	0.99	(0.72-1.25)	3	0.96	(0.73-1.23)
SOLAGNA	0	0.83	(0.38-1.26)	1	1.00	(0.64-1.43)	2	1.00	(0.73-1.35)	1	0.93	(0.66-1.22)
SOVIZZO	1	0.79	(0.42-1.21)	1	0.93	(0.53-1.27)	5	1.00	(0.74-1.34)	4	0.88	(0.59-1.14)
TEZZE SUL BRENTA	8	0.93	(0.58-1.39)	11	1.05	(0.71-1.49)	15	1.11	(0.82-1.52)	8	0.88	(0.59-1.15)
TORRI DI QUARTESOLO	10	0.96	(0.62-1.43)	10	1.00	(0.68-1.36)	17	1.06	(0.8-1.4)	9	0.89	(0.63-1.1)
VALSTAGNA	1	0.86	(0.43-1.29)	5	1.11	(0.76-1.59)	2	0.98	(0.69-1.3)	9	1.06	(0.82-1.53)
VICENZA	170	1.15	(0.98-1.33)	174	1.15	(0.99-1.32)	203	1.14	(0.99-1.31)	208	1.04	(0.92-1.19)
ZOVENCEDO	0	0.88	(0.42-1.43)	1	1.05	(0.56-1.75)	0	0.94	(0.56-1.33)	3	1.05	(0.74-1.8)

Registro Tumori del Veneto

EBR dei comuni dell'ex ULSS 5, dell'ex ULSS 8 e dell'ex ULSS 35. Colon Retto (C18-21) -  
Femmine

COMUNE	1988-1991			1992-1995			1996-1999			2000-2003		
	CASI	EBR	IC al 95%	CASI	EBR	IC al 95%	CASI	EBR	IC al 95%	CASI	EBR	IC al 95%
ALTAVILLA VICENTINA	8	1.02	(0.65-1.58)	6	0.98	(0.68-1.33)	7	1.01	(0.65-1.45)	14	1.10	(0.79-1.58)
ARCUGNANO	5	0.93	(0.56-1.47)	9	1.06	(0.77-1.55)	8	1.07	(0.7-1.54)	6	0.97	(0.66-1.31)
ASIAGO	5	0.82	(0.51-1.14)	8	0.97	(0.74-1.24)	8	0.98	(0.66-1.37)	6	0.92	(0.66-1.17)
BASSANO DEL GRAPPA	63	1.17	(0.9-1.47)	49	0.97	(0.77-1.18)	46	0.89	(0.69-1.12)	62	1.00	(0.8-1.22)
BOLZANO VICENTINO	3	0.88	(0.53-1.35)	4	0.97	(0.68-1.29)	3	0.96	(0.62-1.39)	3	0.92	(0.62-1.26)
BRESSANVIDO	1	0.82	(0.49-1.23)	4	0.99	(0.71-1.31)	4	1.04	(0.72-1.52)	5	0.99	(0.72-1.4)
CALDOGNO	2	0.70	(0.43-0.99)	7	0.95	(0.67-1.24)	10	1.04	(0.72-1.44)	9	0.95	(0.68-1.27)
CAMISANO VICENTINO	9	0.87	(0.58-1.28)	7	0.94	(0.7-1.23)	14	1.12	(0.81-1.6)	6	0.90	(0.64-1.16)
CAMPOLONGO SUL BRENTA	0	0.75	(0.43-1.16)	0	0.93	(0.61-1.24)	1	1.00	(0.66-1.47)	1	0.94	(0.62-1.3)
CARTIGLIANO	3	0.78	(0.48-1.17)	1	0.91	(0.59-1.17)	2	0.95	(0.6-1.33)	3	0.93	(0.64-1.25)
CASSOLA	5	0.71	(0.46-1.05)	9	0.95	(0.69-1.24)	9	0.94	(0.63-1.28)	14	0.97	(0.7-1.32)
CASTEGNERO	0	0.70	(0.4-1.08)	1	0.94	(0.64-1.26)	3	1.02	(0.66-1.49)	2	0.94	(0.63-1.32)
CISMON DEL GRAPPA	1	0.73	(0.42-1.16)	1	0.96	(0.65-1.27)	1	0.97	(0.59-1.44)	2	0.95	(0.64-1.31)
CONCO	1	0.71	(0.39-1.12)	1	0.95	(0.59-1.3)	5	1.08	(0.7-1.73)	2	0.92	(0.58-1.27)
COSTABISSARA	1	0.72	(0.46-1.05)	5	0.97	(0.72-1.27)	4	0.96	(0.64-1.31)	11	1.02	(0.78-1.42)
CREAZZO	2	0.71	(0.42-1.01)	5	0.91	(0.64-1.15)	12	1.06	(0.78-1.44)	6	0.89	(0.64-1.15)
DUEVILLE	10	0.84	(0.57-1.15)	8	0.91	(0.6-1.14)	17	1.06	(0.77-1.43)	20	1.02	(0.78-1.36)
ENEGO	3	0.81	(0.52-1.18)	4	0.97	(0.72-1.28)	3	0.98	(0.64-1.35)	2	0.91	(0.64-1.22)
FOZA	2	0.89	(0.51-1.57)	1	0.97	(0.61-1.41)	0	0.96	(0.58-1.41)	0	0.90	(0.56-1.29)
GALLIO	3	0.88	(0.53-1.48)	2	0.95	(0.63-1.35)	2	0.98	(0.62-1.45)	2	0.91	(0.6-1.26)
GAMBUGLIANO	0	0.82	(0.48-1.33)	0	0.95	(0.65-1.31)	0	0.97	(0.61-1.44)	0	0.90	(0.59-1.24)
GRISIGNANO DI ZOCCO	2	0.78	(0.48-1.16)	3	0.97	(0.68-1.26)	4	1.00	(0.67-1.4)	3	0.91	(0.62-1.23)
GRUMOLO DELLE ABBADESSE	1	0.78	(0.47-1.16)	4	0.97	(0.72-1.29)	4	1.02	(0.7-1.51)	4	0.93	(0.64-1.26)
ISOLA VICENTINA	5	0.75	(0.48-1.1)	13	1.06	(0.81-1.5)	8	0.98	(0.67-1.33)	8	0.92	(0.63-1.22)
LONGARE	2	0.70	(0.43-1.06)	7	1.02	(0.76-1.37)	7	1.02	(0.7-1.43)	4	0.91	(0.62-1.19)
LUSIANA	1	0.70	(0.41-1.06)	6	1.02	(0.75-1.43)	2	0.95	(0.6-1.34)	2	0.91	(0.64-1.21)
MAROSTICA	10	0.75	(0.49-1.1)	16	1.02	(0.77-1.36)	15	1.00	(0.7-1.37)	18	0.99	(0.73-1.33)
MASON VICENTINO	1	0.74	(0.45-1.11)	4	1.01	(0.74-1.38)	4	1.02	(0.66-1.49)	3	0.92	(0.64-1.23)
MOLVENA	3	0.84	(0.52-1.28)	1	0.95	(0.64-1.23)	1	0.98	(0.64-1.38)	0	0.89	(0.6-1.18)
MONTEGALDA	4	0.91	(0.59-1.36)	1	0.92	(0.62-1.18)	7	1.14	(0.8-1.68)	3	0.94	(0.66-1.25)
MONTEGALDELLA	1	0.86	(0.52-1.3)	0	0.93	(0.58-1.23)	1	1.03	(0.64-1.5)	0	0.89	(0.56-1.23)
MONTEVIALE	1	0.88	(0.51-1.35)	1	0.94	(0.64-1.25)	2	1.03	(0.68-1.51)	6	1.05	(0.75-1.54)
MONTICELLO CONTE OTTO	8	0.99	(0.64-1.47)	5	0.94	(0.65-1.22)	7	0.98	(0.67-1.34)	9	0.98	(0.71-1.32)
MUSSOLENTE	5	0.93	(0.55-1.38)	5	0.97	(0.71-1.32)	9	1.10	(0.75-1.61)	7	0.98	(0.69-1.34)
NOVE	3	0.90	(0.55-1.39)	5	0.98	(0.72-1.33)	4	0.98	(0.63-1.39)	5	0.96	(0.67-1.29)
PIANEZZE	1	0.90	(0.52-1.4)	5	1.05	(0.77-1.52)	1	1.00	(0.6-1.51)	3	0.99	(0.66-1.39)
POVE DEL GRAPPA	3	0.93	(0.57-1.41)	4	1.01	(0.74-1.4)	2	0.98	(0.62-1.41)	2	0.95	(0.64-1.27)
POZZOLEONE	1	0.89	(0.54-1.27)	0	0.93	(0.62-1.18)	5	1.11	(0.77-1.67)	4	0.98	(0.73-1.28)
QUINTO VICENTINO	2	0.87	(0.52-1.28)	5	0.97	(0.69-1.29)	3	0.99	(0.66-1.43)	6	0.99	(0.68-1.35)
ROANA	4	0.90	(0.59-1.32)	4	0.93	(0.65-1.21)	14	1.31	(0.88-2.04)	3	0.91	(0.6-1.2)
ROMANO D'EZZELINO	12	1.09	(0.71-1.57)	6	0.91	(0.62-1.18)	9	0.96	(0.67-1.28)	11	0.93	(0.66-1.23)
ROSA'	8	0.90	(0.58-1.29)	15	1.00	(0.75-1.36)	5	0.84	(0.53-1.14)	9	0.88	(0.6-1.15)
ROSSANO VENETO	4	0.86	(0.53-1.27)	9	1.02	(0.75-1.43)	9	1.06	(0.74-1.53)	5	0.93	(0.63-1.25)
ROTZO	0	0.88	(0.49-1.42)	1	0.99	(0.71-1.39)	0	0.99	(0.6-1.46)	1	0.97	(0.61-1.32)
SAN NAZARIO	6	0.89	(0.54-1.3)	3	0.91	(0.59-1.17)	7	0.97	(0.65-1.36)	13	1.02	(0.74-1.34)
SANDRIGO	2	0.97	(0.57-1.44)	4	1.01	(0.73-1.37)	5	1.13	(0.78-1.74)	4	1.02	(0.73-1.39)
SCHIAVON	1	0.96	(0.58-1.38)	0	0.95	(0.65-1.23)	1	1.00	(0.63-1.45)	0	0.91	(0.6-1.2)
SOLAGNA	1	0.98	(0.55-1.5)	5	1.03	(0.74-1.54)	2	1.07	(0.71-1.61)	3	0.96	(0.67-1.33)
SOVIZZO	4	1.04	(0.62-1.57)	1	0.90	(0.56-1.19)	11	1.29	(0.86-2.02)	7	0.98	(0.65-1.35)
TEZZE SUL BRENTA	7	1.00	(0.63-1.55)	5	0.89	(0.53-1.2)	13	1.17	(0.79-1.67)	7	0.89	(0.58-1.2)
TORRI DI QUARTESOLO	13	1.18	(0.79-1.71)	5	0.92	(0.63-1.18)	9	1.02	(0.71-1.42)	7	0.90	(0.61-1.17)
VALSTAGNA	2	0.97	(0.58-1.49)	4	1.02	(0.72-1.42)	4	1.09	(0.71-1.59)	1	0.92	(0.6-1.28)
VICENZA	168	1.16	(1-1.33)	164	1.07	(0.93-1.23)	160	1.00	(0.86-1.14)	190	1.09	(0.96-1.25)
ZOVENCEDO	0	0.93	(0.44-1.71)	0	0.96	(0.52-1.44)	1	1.07	(0.6-1.7)	0	0.96	(0.54-1.44)

Registro Tumori del Veneto

EBR dei comuni dell'ex ULSS 5, dell'ex ULSS 8 e dell'ex ULSS 35. Polmone (C33-34) - Maschi

COMUNE	1988-1991			1992-1995			1996-1999			2000-2003		
	CASI	EBR	IC al 95%	CASI	EBR	IC al 95%	CASI	EBR	IC al 95%	CASI	EBR	IC al 95%
ALTAVILLA VICENTINA	11	0.97	(0.77-1.17)	11	0.94	(0.66-1.24)	15	1.13	(0.78-1.58)	8	0.88	(0.63-1.11)
ARCUGNANO	13	0.99	(0.8-1.2)	6	0.88	(0.56-1.17)	18	1.26	(0.9-1.8)	12	0.93	(0.7-1.21)
ASIAGO	22	1.01	(0.87-1.21)	21	1.08	(0.84-1.4)	23	1.19	(0.9-1.64)	15	0.95	(0.78-1.16)
BASSANO DEL GRAPPA	82	0.95	(0.81-1.1)	92	1.04	(0.87-1.22)	90	1.08	(0.89-1.3)	79	0.95	(0.8-1.11)
BOLZANO VICENTINO	8	0.97	(0.78-1.17)	7	0.96	(0.66-1.26)	3	0.91	(0.57-1.2)	11	0.98	(0.78-1.25)
BRESSANVIDO	6	0.99	(0.83-1.19)	7	1.05	(0.76-1.44)	7	1.09	(0.76-1.62)	2	0.94	(0.71-1.18)
CALDOGNO	15	0.98	(0.8-1.17)	14	0.97	(0.69-1.26)	12	0.93	(0.66-1.2)	19	0.98	(0.78-1.23)
CAMISANO VICENTINO	11	0.95	(0.79-1.13)	10	0.91	(0.65-1.14)	18	1.05	(0.79-1.38)	20	0.99	(0.8-1.21)
CAMPOLONGO SUL BRENTA	2	0.99	(0.8-1.21)	0	0.96	(0.61-1.33)	2	0.99	(0.64-1.44)	2	0.95	(0.71-1.24)
CARTIGLIANO	2	0.96	(0.76-1.15)	6	0.98	(0.68-1.32)	7	1.00	(0.7-1.42)	4	0.92	(0.69-1.12)
CASSOLA	21	0.99	(0.82-1.17)	22	1.03	(0.77-1.35)	11	0.83	(0.55-1.09)	15	0.90	(0.69-1.12)
CASTEGNERO	2	0.98	(0.79-1.19)	3	0.98	(0.67-1.33)	2	0.94	(0.64-1.31)	3	0.93	(0.69-1.18)
CISMON DEL GRAPPA	4	1.01	(0.83-1.23)	6	1.08	(0.78-1.56)	8	1.17	(0.79-1.92)	3	0.93	(0.69-1.19)
CONCO	9	1.04	(0.84-1.31)	7	1.07	(0.76-1.5)	7	1.12	(0.74-1.7)	5	0.94	(0.69-1.24)
COSTABISSARA	9	0.99	(0.83-1.19)	7	0.97	(0.7-1.23)	10	0.98	(0.73-1.34)	9	0.93	(0.76-1.12)
CREAZZO	21	1.00	(0.84-1.19)	22	1.06	(0.82-1.38)	21	1.04	(0.8-1.37)	16	0.93	(0.75-1.1)
DUEVILLE	28	1.00	(0.84-1.18)	31	1.09	(0.85-1.44)	19	0.91	(0.67-1.19)	23	0.94	(0.74-1.17)
ENEGO	9	1.01	(0.83-1.21)	8	1.06	(0.77-1.48)	6	0.97	(0.69-1.34)	8	0.97	(0.78-1.22)
FOZA	2	1.01	(0.8-1.25)	5	1.16	(0.8-1.88)	3	1.03	(0.65-1.62)	4	0.99	(0.72-1.36)
GALLIO	12	1.06	(0.86-1.34)	11	1.21	(0.84-1.95)	4	0.97	(0.61-1.39)	3	0.94	(0.67-1.23)
GAMBUGLIANO	1	1.00	(0.82-1.23)	0	1.02	(0.69-1.45)	2	0.98	(0.65-1.46)	0	0.94	(0.67-1.24)
GRISIGNANO DI ZOCCO	4	0.97	(0.79-1.14)	7	1.01	(0.74-1.34)	7	0.93	(0.64-1.27)	6	0.94	(0.72-1.18)
GRUMOLO DELLE ABBADESSE	2	0.96	(0.78-1.15)	5	0.99	(0.71-1.34)	4	0.90	(0.63-1.22)	5	0.96	(0.73-1.21)
ISOLA VICENTINA	16	1.01	(0.85-1.22)	24	1.19	(0.91-1.67)	8	0.84	(0.59-1.12)	13	0.95	(0.75-1.2)
LONGARE	17	1.04	(0.86-1.25)	8	0.95	(0.66-1.26)	8	0.89	(0.59-1.23)	9	0.92	(0.7-1.13)
LUSIANA	7	1.00	(0.81-1.21)	6	0.98	(0.68-1.29)	13	1.12	(0.81-1.66)	2	0.89	(0.66-1.11)
MAROSTICA	23	0.97	(0.8-1.17)	16	0.86	(0.59-1.1)	14	0.79	(0.53-1.04)	24	0.93	(0.72-1.13)
MASON VICENTINO	8	1.01	(0.82-1.22)	5	0.98	(0.67-1.37)	4	0.87	(0.56-1.22)	4	0.93	(0.7-1.16)
MOLVENA	4	0.99	(0.81-1.19)	4	1.02	(0.74-1.41)	5	0.93	(0.64-1.29)	6	0.99	(0.78-1.28)
MONTEGALDA	6	0.99	(0.8-1.17)	6	1.02	(0.73-1.36)	4	0.88	(0.61-1.2)	6	1.02	(0.79-1.31)
MONTEGALDELLA	1	0.97	(0.77-1.2)	10	1.24	(0.87-2.16)	0	0.85	(0.51-1.19)	2	1.01	(0.74-1.29)
MONTEVIALE	2	0.98	(0.79-1.18)	6	1.05	(0.76-1.5)	3	0.91	(0.59-1.3)	7	1.10	(0.86-1.48)
MONTICELLO CONTE OTTO	15	1.01	(0.83-1.22)	16	1.03	(0.79-1.37)	13	0.95	(0.67-1.29)	20	1.12	(0.89-1.43)
MUSSOLENTE	14	1.02	(0.84-1.24)	14	1.05	(0.77-1.47)	10	0.96	(0.63-1.34)	14	1.11	(0.85-1.47)
NOVE	7	0.99	(0.8-1.18)	3	0.88	(0.57-1.15)	10	1.00	(0.7-1.37)	10	1.08	(0.86-1.39)
PIANEZZE	3	1.01	(0.8-1.21)	5	1.02	(0.71-1.42)	2	0.95	(0.6-1.38)	5	1.10	(0.82-1.46)
POVE DEL GRAPPA	5	1.01	(0.82-1.23)	0	0.89	(0.53-1.18)	11	1.14	(0.8-1.77)	3	1.06	(0.81-1.35)
POZZOLEONE	5	1.00	(0.82-1.18)	2	0.94	(0.64-1.22)	6	0.98	(0.7-1.33)	4	1.07	(0.85-1.32)
QUINTO VICENTINO	8	1.00	(0.82-1.19)	9	1.05	(0.76-1.45)	5	0.89	(0.6-1.23)	13	1.11	(0.88-1.51)
ROANA	10	0.99	(0.82-1.18)	11	1.05	(0.78-1.46)	9	0.95	(0.67-1.31)	7	1.03	(0.78-1.28)
ROMANO D'EZZELINO	20	0.99	(0.82-1.17)	13	0.89	(0.6-1.13)	16	0.90	(0.64-1.19)	17	1.01	(0.79-1.25)
ROSA'	25	1.01	(0.84-1.2)	25	1.02	(0.77-1.31)	18	0.93	(0.67-1.22)	35	1.19	(0.96-1.55)
ROSSANO VENETO	12	1.00	(0.82-1.21)	18	1.07	(0.82-1.46)	12	0.98	(0.71-1.36)	17	1.12	(0.9-1.49)
ROTZO	2	1.01	(0.82-1.27)	1	0.98	(0.65-1.33)	0	0.96	(0.6-1.44)	4	1.12	(0.86-1.54)
SAN NAZARIO	17	1.01	(0.84-1.22)	14	0.98	(0.72-1.23)	15	1.00	(0.73-1.35)	16	1.09	(0.86-1.37)
SANDRIGO	5	1.01	(0.81-1.25)	3	0.97	(0.65-1.34)	2	0.96	(0.61-1.36)	4	1.08	(0.86-1.44)
SCHIAVON	2	0.98	(0.81-1.16)	5	0.99	(0.69-1.36)	2	0.95	(0.61-1.27)	4	1.06	(0.85-1.33)
SOLAGNA	3	0.99	(0.79-1.21)	5	1.01	(0.71-1.49)	5	1.08	(0.75-1.63)	4	1.08	(0.83-1.4)
SOVIZZO	6	0.97	(0.77-1.17)	6	0.93	(0.62-1.23)	9	1.04	(0.71-1.51)	7	1.07	(0.79-1.37)
TEZZE SUL BRENTA	15	0.98	(0.79-1.19)	16	0.99	(0.71-1.34)	17	1.07	(0.74-1.48)	25	1.21	(0.95-1.65)
TORRI DI QUARTESOLO	15	0.98	(0.79-1.16)	11	0.89	(0.6-1.15)	13	0.93	(0.66-1.22)	16	1.06	(0.83-1.33)
VALSTAGNA	6	1.01	(0.82-1.23)	4	0.97	(0.68-1.33)	12	1.27	(0.86-2.03)	5	1.06	(0.8-1.36)
VICENZA	284	1.03	(0.92-1.13)	253	0.99	(0.88-1.11)	248	1.03	(0.91-1.16)	235	1.01	(0.9-1.12)
ZOVENCEDO	1	1.00	(0.74-1.3)	0	0.92	(0.46-1.3)	2	1.01	(0.53-1.69)	3	1.11	(0.78-1.62)

Registro Tumori del Veneto

EBR dei comuni dell'ex ULSS 5, dell'ex ULSS 8 e dell'ex ULSS 35. Mammella (C50) - Femmine

COMUNE	1988-1991			1992-1995			1996-1999			2000-2003		
	CASI	EBR	IC al 95%	CASI	EBR	IC al 95%	CASI	EBR	IC al 95%	CASI	EBR	IC al 95%
ALTAVILLA VICENTINA	10	0.93	(0.71-1.17)	13	0.90	(0.65-1.21)	23	1.02	(0.82-1.31)	23	0.94	(0.75-1.17)
ARCUGNANO	12	0.99	(0.75-1.28)	12	0.93	(0.68-1.23)	13	0.96	(0.75-1.21)	11	0.89	(0.66-1.08)
ASIAGO	15	0.98	(0.78-1.19)	15	0.93	(0.7-1.15)	13	0.93	(0.74-1.13)	19	0.94	(0.75-1.12)
BASSANO DEL GRAPPA	116	1.06	(0.92-1.25)	109	0.98	(0.82-1.14)	120	0.98	(0.84-1.13)	129	0.97	(0.83-1.1)
BOLZANO VICENTINO	11	1.02	(0.81-1.3)	4	0.88	(0.61-1.14)	10	0.95	(0.74-1.16)	17	0.98	(0.8-1.23)
BRESSANVIDO	5	0.99	(0.75-1.26)	6	0.96	(0.71-1.26)	2	0.93	(0.71-1.15)	7	0.95	(0.77-1.18)
CALDOGNO	13	0.95	(0.72-1.17)	28	1.09	(0.85-1.43)	23	0.98	(0.79-1.2)	19	0.91	(0.71-1.09)
CAMISANO VICENTINO	20	1.01	(0.81-1.25)	15	0.93	(0.71-1.15)	13	0.92	(0.73-1.1)	15	0.90	(0.7-1.07)
CAMPOLONGO SUL BRENTA	1	0.96	(0.71-1.22)	1	0.95	(0.66-1.28)	2	0.97	(0.75-1.23)	1	0.93	(0.7-1.16)
CARTIGLIANO	4	0.94	(0.7-1.17)	2	0.88	(0.57-1.14)	10	0.98	(0.79-1.22)	12	0.98	(0.78-1.21)
CASSOLA	15	0.91	(0.68-1.13)	31	1.04	(0.83-1.38)	35	1.04	(0.85-1.29)	30	0.95	(0.79-1.14)
CASTEGNERO	6	0.98	(0.76-1.23)	3	0.93	(0.64-1.26)	5	0.97	(0.75-1.25)	11	1.01	(0.8-1.36)
CISMON DEL GRAPPA	2	0.96	(0.73-1.23)	2	0.92	(0.66-1.23)	2	0.94	(0.73-1.19)	2	0.96	(0.74-1.2)
CONCO	5	0.98	(0.73-1.28)	5	0.94	(0.63-1.3)	1	0.90	(0.63-1.15)	8	1.00	(0.76-1.34)
COSTABISSARA	6	0.95	(0.74-1.17)	8	0.92	(0.67-1.16)	12	0.96	(0.79-1.17)	18	0.99	(0.82-1.23)
CREAZZO	21	0.99	(0.8-1.21)	30	1.04	(0.83-1.34)	22	0.95	(0.76-1.15)	26	0.95	(0.77-1.13)
DUEVILLE	31	1.02	(0.84-1.25)	25	0.92	(0.72-1.14)	36	1.00	(0.83-1.22)	40	1.00	(0.83-1.19)
ENEGO	6	0.96	(0.75-1.18)	7	0.96	(0.74-1.25)	8	0.98	(0.8-1.21)	8	0.99	(0.8-1.21)
FOZA	0	0.95	(0.69-1.2)	2	0.95	(0.63-1.3)	1	0.96	(0.74-1.2)	3	1.01	(0.79-1.34)
GALLIO	5	0.97	(0.72-1.24)	5	0.94	(0.63-1.29)	6	0.97	(0.76-1.24)	13	1.06	(0.83-1.43)
GAMBUGLIANO	2	0.97	(0.73-1.23)	2	0.96	(0.64-1.32)	3	0.99	(0.77-1.24)	3	1.01	(0.8-1.29)
GRISIGNANO DI ZOCCO	11	1.00	(0.79-1.29)	6	0.92	(0.66-1.2)	12	0.99	(0.79-1.27)	6	0.93	(0.73-1.13)
GRUMOLO DELLE ABBADESSE	8	0.97	(0.77-1.22)	5	0.92	(0.66-1.2)	5	0.95	(0.76-1.16)	10	0.99	(0.81-1.24)
ISOLA VICENTINA	19	0.99	(0.79-1.25)	15	0.93	(0.71-1.19)	16	0.94	(0.75-1.15)	16	0.93	(0.72-1.13)
LONGARE	9	0.94	(0.73-1.16)	14	0.98	(0.75-1.25)	12	0.96	(0.79-1.18)	16	0.97	(0.78-1.18)
LUSIANA	13	1.03	(0.82-1.36)	5	0.91	(0.64-1.19)	6	0.94	(0.74-1.17)	9	0.97	(0.78-1.19)
MAROSTICA	25	0.94	(0.73-1.13)	38	1.05	(0.82-1.33)	40	1.02	(0.84-1.25)	35	0.95	(0.78-1.18)
MASON VICENTINO	4	0.94	(0.73-1.17)	4	0.92	(0.65-1.21)	7	0.96	(0.75-1.21)	5	0.92	(0.7-1.12)
MOLVENA	3	0.94	(0.7-1.16)	7	0.98	(0.74-1.29)	6	0.97	(0.78-1.22)	3	0.94	(0.73-1.14)
MONTEGALDA	1	0.89	(0.65-1.09)	8	0.97	(0.72-1.29)	7	0.96	(0.77-1.2)	9	0.98	(0.79-1.2)
MONTEGALDELLA	2	0.93	(0.7-1.18)	3	0.96	(0.67-1.29)	9	1.03	(0.8-1.36)	4	0.98	(0.75-1.23)
MONTEVIALE	4	0.92	(0.7-1.16)	2	0.93	(0.65-1.23)	4	0.95	(0.75-1.15)	4	0.97	(0.76-1.18)
MONTICELLO CONTE OTTO	7	0.85	(0.6-1.05)	20	0.99	(0.75-1.27)	17	0.93	(0.73-1.13)	29	1.03	(0.85-1.23)
MUSSOLENTE	12	0.93	(0.67-1.18)	15	1.00	(0.74-1.34)	13	0.94	(0.72-1.16)	12	0.95	(0.74-1.16)
NOVE	8	0.90	(0.68-1.12)	9	0.93	(0.69-1.19)	12	0.95	(0.75-1.15)	17	1.01	(0.81-1.23)
PIANEZZE	4	0.93	(0.68-1.2)	2	0.93	(0.64-1.24)	2	0.93	(0.71-1.16)	5	0.98	(0.76-1.22)
POVE DEL GRAPPA	6	0.93	(0.69-1.19)	5	0.94	(0.68-1.21)	11	0.99	(0.77-1.23)	9	0.98	(0.78-1.21)
POZZOLEONE	2	0.90	(0.67-1.11)	6	0.97	(0.73-1.26)	3	0.94	(0.75-1.14)	7	0.99	(0.79-1.19)
QUINTO VICENTINO	7	0.92	(0.68-1.14)	7	0.93	(0.66-1.2)	9	0.95	(0.74-1.17)	12	0.98	(0.79-1.21)
ROANA	10	0.94	(0.73-1.14)	13	0.99	(0.75-1.31)	10	0.96	(0.77-1.17)	13	1.00	(0.79-1.25)
ROMANO D'EZZELINO	21	0.93	(0.74-1.12)	24	0.95	(0.73-1.19)	23	0.93	(0.75-1.12)	36	1.00	(0.83-1.2)
ROSA'	18	0.89	(0.68-1.08)	23	0.91	(0.69-1.12)	32	0.99	(0.83-1.2)	26	0.95	(0.76-1.14)
ROSSANO VENETO	10	0.88	(0.63-1.11)	17	1.00	(0.75-1.3)	12	0.92	(0.72-1.13)	10	0.92	(0.67-1.11)
ROTZO	1	0.91	(0.67-1.17)	0	0.94	(0.62-1.28)	1	0.94	(0.72-1.19)	3	0.98	(0.77-1.22)
SAN NAZARIO	12	0.89	(0.67-1.09)	18	0.99	(0.76-1.28)	16	0.94	(0.74-1.15)	18	0.94	(0.75-1.14)
SANDRIGO	1	0.92	(0.7-1.13)	2	0.96	(0.65-1.25)	8	1.01	(0.8-1.25)	7	1.01	(0.8-1.28)
SCHIAVON	6	0.97	(0.75-1.21)	9	1.00	(0.76-1.35)	8	1.01	(0.79-1.24)	7	1.02	(0.81-1.24)
SOLAGNA	5	0.98	(0.75-1.25)	4	0.90	(0.63-1.21)	5	0.99	(0.77-1.22)	1	0.99	(0.74-1.23)
SOVIZZO	11	0.98	(0.75-1.3)	5	0.80	(0.49-1.1)	9	0.95	(0.7-1.19)	16	1.06	(0.84-1.35)
TEZZE SUL BRENTA	13	0.92	(0.69-1.16)	8	0.74	(0.46-1.02)	19	0.95	(0.72-1.16)	34	1.11	(0.89-1.41)
TORRI DI QUARTESOLO	17	0.95	(0.74-1.16)	17	0.86	(0.62-1.12)	25	0.99	(0.8-1.2)	37	1.09	(0.89-1.36)
VALSTAGNA	5	0.97	(0.74-1.22)	3	0.92	(0.63-1.21)	5	0.98	(0.75-1.24)	6	1.02	(0.79-1.31)
VICENZA	340	1.07	(0.97-1.19)	361	1.10	(0.99-1.22)	375	1.07	(0.97-1.17)	402	1.07	(0.97-1.17)
ZOVENCEDO	2	0.96	(0.64-1.34)	4	1.08	(0.7-1.66)	0	0.94	(0.63-1.24)	1	0.98	(0.66-1.28)

Registro Tumori del Veneto

EBR dei comuni dell'ex ULSS 5, dell'ex ULSS 8 e dell'ex ULSS 35. Utero (C53-55) - Femmine

COMUNE	1988-1991			1992-1995			1996-1999			2000-2003		
	CASI	EBR	IC al 95%	CASI	EBR	IC al 95%	CASI	EBR	IC al 95%	CASI	EBR	IC al 95%
ALTAVILLA VICENTINA	0	0.76	(0.36-1.16)	6	1.14	(0.78-1.69)	4	0.88	(0.48-1.45)	2	0.90	(0.57-1.2)
ARCUGNANO	3	0.87	(0.46-1.33)	6	1.17	(0.83-1.71)	3	0.88	(0.47-1.45)	6	0.97	(0.67-1.32)
ASIAGO	4	0.89	(0.55-1.28)	3	1.05	(0.74-1.39)	2	0.83	(0.54-1.16)	4	0.94	(0.71-1.2)
BASSANO DEL GRAPPA	30	0.98	(0.71-1.29)	29	1.05	(0.81-1.33)	20	0.81	(0.56-1.1)	22	0.89	(0.63-1.11)
BOLZANO VICENTINO	2	0.91	(0.52-1.35)	3	1.08	(0.74-1.47)	3	0.85	(0.52-1.26)	1	0.92	(0.61-1.19)
BRESSANVIDO	3	0.97	(0.61-1.56)	3	1.10	(0.81-1.55)	0	0.80	(0.46-1.2)	2	0.95	(0.67-1.23)
CALDOGNO	4	0.90	(0.57-1.29)	6	1.08	(0.76-1.5)	3	0.78	(0.43-1.17)	2	0.92	(0.61-1.19)
CAMISANO VICENTINO	3	0.87	(0.52-1.28)	6	1.08	(0.77-1.44)	2	0.79	(0.5-1.12)	10	1.00	(0.76-1.3)
CAMPOLONGO SUL BRENTA	1	0.91	(0.51-1.4)	0	1.05	(0.69-1.45)	0	0.79	(0.43-1.2)	0	0.96	(0.67-1.27)
CARTIGLIANO	0	0.84	(0.45-1.23)	0	1.01	(0.66-1.36)	1	0.81	(0.47-1.22)	3	0.99	(0.74-1.31)
CASSOLA	3	0.84	(0.48-1.23)	5	1.02	(0.71-1.38)	3	0.76	(0.43-1.11)	7	0.97	(0.71-1.26)
CASTEGNERO	1	0.89	(0.51-1.32)	1	1.05	(0.73-1.45)	0	0.79	(0.43-1.2)	1	0.96	(0.67-1.25)
CISMON DEL GRAPPA	0	0.88	(0.48-1.37)	0	1.06	(0.71-1.48)	0	0.82	(0.46-1.29)	0	0.97	(0.67-1.25)
CONCO	0	0.85	(0.45-1.36)	2	1.11	(0.73-1.67)	1	0.85	(0.41-1.38)	1	0.98	(0.66-1.37)
COSTABISSARA	4	0.94	(0.61-1.4)	6	1.11	(0.82-1.56)	2	0.84	(0.55-1.21)	3	0.98	(0.75-1.25)
CREAZZO	8	0.98	(0.65-1.44)	5	1.04	(0.73-1.41)	5	0.89	(0.58-1.3)	6	0.97	(0.72-1.25)
DUEVILLE	4	0.83	(0.5-1.19)	11	1.11	(0.82-1.53)	13	1.13	(0.74-1.78)	9	0.98	(0.73-1.29)
ENEGO	1	0.88	(0.52-1.27)	1	1.03	(0.73-1.4)	3	0.99	(0.65-1.54)	0	0.99	(0.75-1.3)
FOZA	1	0.94	(0.51-1.52)	0	1.04	(0.69-1.49)	0	0.97	(0.51-1.71)	1	1.05	(0.74-1.67)
GALLIO	1	0.91	(0.5-1.43)	3	1.08	(0.76-1.61)	1	0.97	(0.5-1.71)	5	1.10	(0.79-1.87)
GAMBUGLIANO	1	0.95	(0.56-1.55)	0	1.02	(0.67-1.46)	1	1.01	(0.54-1.74)	2	1.06	(0.79-1.54)
GRISIGNANO DI ZOCCO	0	0.86	(0.48-1.25)	2	1.04	(0.73-1.42)	3	0.94	(0.59-1.43)	1	0.97	(0.71-1.27)
GRUMOLO DELLE ABBADESSE	2	0.92	(0.57-1.39)	1	1.00	(0.67-1.34)	3	0.99	(0.62-1.58)	3	1.00	(0.77-1.34)
ISOLA VICENTINA	4	0.92	(0.57-1.35)	6	1.07	(0.79-1.47)	3	0.86	(0.53-1.24)	4	0.98	(0.74-1.24)
LONGARE	3	0.93	(0.56-1.39)	6	1.11	(0.84-1.56)	3	0.86	(0.51-1.29)	6	1.02	(0.77-1.36)
LUSIANA	2	0.92	(0.54-1.37)	6	1.15	(0.84-1.71)	2	0.85	(0.49-1.32)	2	0.99	(0.72-1.31)
MAROSTICA	13	1.09	(0.74-1.71)	5	0.99	(0.66-1.31)	4	0.80	(0.46-1.23)	10	1.01	(0.74-1.33)
MASON VICENTINO	1	0.92	(0.56-1.43)	1	1.03	(0.73-1.39)	2	0.88	(0.49-1.38)	2	0.99	(0.7-1.32)
MOLVENA	1	0.92	(0.55-1.35)	1	1.02	(0.73-1.38)	0	0.87	(0.49-1.25)	1	0.97	(0.73-1.24)
MONTEGALDA	0	0.90	(0.53-1.33)	1	0.97	(0.67-1.29)	1	0.92	(0.54-1.36)	3	0.99	(0.73-1.28)
MONTEGALDELLA	1	0.98	(0.59-1.6)	2	1.02	(0.7-1.5)	0	0.91	(0.47-1.5)	0	0.97	(0.67-1.27)
MONTEVIALE	0	0.90	(0.5-1.33)	0	0.94	(0.59-1.23)	0	0.99	(0.57-1.52)	1	0.99	(0.72-1.29)
MONTICELLO CONTE OTTO	1	0.84	(0.44-1.24)	4	0.95	(0.63-1.3)	9	1.18	(0.77-1.83)	4	0.97	(0.67-1.25)
MUSSOLENTE	2	0.88	(0.48-1.32)	2	0.93	(0.58-1.24)	2	1.03	(0.6-1.6)	4	0.99	(0.66-1.33)
NOVE	0	0.86	(0.48-1.25)	3	0.96	(0.64-1.31)	4	1.08	(0.66-1.62)	1	0.97	(0.62-1.25)
PIANEZZE	3	1.02	(0.6-1.59)	1	0.96	(0.61-1.32)	0	0.99	(0.57-1.54)	2	1.00	(0.7-1.29)
POVE DEL GRAPPA	2	0.97	(0.55-1.51)	0	0.93	(0.58-1.26)	1	1.01	(0.59-1.54)	3	1.00	(0.72-1.31)
POZZOLEONE	0	0.92	(0.58-1.33)	1	0.95	(0.67-1.26)	2	1.05	(0.71-1.49)	3	1.01	(0.76-1.3)
QUINTO VICENTINO	3	0.98	(0.62-1.45)	0	0.93	(0.59-1.25)	2	0.97	(0.57-1.5)	3	0.99	(0.72-1.3)
ROANA	7	1.14	(0.72-1.9)	5	1.01	(0.73-1.42)	1	0.93	(0.54-1.37)	1	0.98	(0.7-1.28)
ROMANO D'EZZELINO	8	1.06	(0.7-1.59)	5	0.95	(0.65-1.27)	8	1.06	(0.7-1.61)	11	1.04	(0.79-1.4)
ROSA'	5	0.93	(0.56-1.35)	8	0.98	(0.72-1.31)	2	0.93	(0.56-1.36)	9	1.03	(0.79-1.35)
ROSSANO VENETO	2	0.90	(0.52-1.32)	4	0.96	(0.64-1.3)	2	0.97	(0.58-1.45)	2	0.97	(0.67-1.25)
ROTZO	0	0.95	(0.54-1.43)	1	0.96	(0.63-1.39)	1	1.03	(0.6-1.61)	2	1.02	(0.71-1.34)
SAN NAZARIO	6	1.01	(0.66-1.49)	4	0.96	(0.67-1.28)	5	1.06	(0.65-1.59)	6	1.00	(0.72-1.35)
SANDRIGO	2	1.02	(0.6-1.61)	0	0.93	(0.62-1.26)	1	1.08	(0.66-1.65)	1	1.00	(0.72-1.3)
SCHIAVON	0	0.95	(0.56-1.39)	1	0.96	(0.67-1.31)	1	1.12	(0.74-1.67)	0	1.01	(0.75-1.32)
SOLAGNA	0	0.94	(0.54-1.4)	3	1.01	(0.72-1.5)	5	1.40	(0.82-2.62)	1	1.02	(0.75-1.39)
SOVIZZO	1	0.94	(0.53-1.43)	1	0.96	(0.65-1.36)	4	1.25	(0.73-2.13)	3	1.01	(0.71-1.4)
TEZZE SUL BRENTA	5	1.00	(0.6-1.48)	8	1.04	(0.73-1.59)	4	1.12	(0.63-1.75)	4	0.97	(0.66-1.31)
TORRI DI QUARTESOLO	7	1.02	(0.66-1.53)	4	0.96	(0.68-1.33)	7	1.18	(0.77-1.83)	8	1.03	(0.78-1.37)
VALSTAGNA	2	1.00	(0.59-1.56)	1	0.97	(0.66-1.35)	1	1.17	(0.71-1.97)	2	1.03	(0.74-1.44)
VICENZA	100	1.12	(0.92-1.35)	76	0.94	(0.78-1.1)	87	1.14	(0.92-1.39)	95	1.06	(0.9-1.27)
ZOVENCEDO	0	0.98	(0.46-1.69)	0	0.94	(0.48-1.44)	0	1.06	(0.44-2.01)	0	0.99	(0.61-1.42)

Registro Tumori del Veneto

EBR dei comuni dell'ex ULSS 5, dell'ex ULSS 8 e dell'ex ULSS 35. Prostata (C61) - Maschi

COMUNE	1988-1991			1992-1995			1996-1999			2000-2003		
	CASI	EBR	IC al 95%	CASI	EBR	IC al 95%	CASI	EBR	IC al 95%	CASI	EBR	IC al 95%
ALTAVILLA VICENTINA	5	1.02	(0.61-1.6)	10	1.07	(0.78-1.63)	8	0.90	(0.64-1.18)	13	0.86	(0.59-1.22)
ARCUGNANO	3	0.94	(0.54-1.37)	2	0.91	(0.56-1.22)	9	0.92	(0.66-1.24)	22	1.19	(0.83-1.7)
ASIAGO	11	1.14	(0.77-1.85)	10	1.01	(0.74-1.36)	27	1.12	(0.86-1.63)	18	0.97	(0.68-1.34)
BASSANO DEL GRAPPA	35	1.00	(0.76-1.31)	53	1.05	(0.85-1.34)	94	1.05	(0.88-1.24)	129	<b>1.19</b>	<b>(1.01-1.41)</b>
BOLZANO VICENTINO	1	0.89	(0.45-1.3)	2	0.93	(0.56-1.25)	7	0.94	(0.68-1.22)	10	0.93	(0.59-1.33)
BRESSANVIDO	1	0.93	(0.49-1.42)	1	0.95	(0.62-1.29)	3	0.93	(0.64-1.23)	6	0.98	(0.62-1.46)
CALDOGNO	5	0.96	(0.58-1.44)	9	1.01	(0.73-1.39)	8	0.87	(0.58-1.1)	21	0.98	(0.7-1.32)
CAMISANO VICENTINO	4	0.90	(0.51-1.25)	10	1.02	(0.74-1.4)	13	0.92	(0.7-1.15)	24	1.08	(0.77-1.45)
CAMPOLONGO SUL BRENTA	0	0.93	(0.5-1.4)	1	0.99	(0.65-1.43)	0	0.93	(0.62-1.23)	0	0.89	(0.49-1.41)
CARTIGLIANO	2	0.94	(0.54-1.42)	3	0.96	(0.63-1.32)	3	0.90	(0.61-1.15)	10	1.05	(0.69-1.52)
CASSOLA	12	1.12	(0.76-1.78)	8	0.94	(0.63-1.22)	20	0.96	(0.74-1.25)	35	1.17	(0.86-1.59)
CASTEGNERO	1	0.93	(0.48-1.43)	2	0.97	(0.66-1.36)	2	0.92	(0.66-1.2)	1	0.81	(0.48-1.17)
CISMON DEL GRAPPA	1	0.94	(0.49-1.47)	0	0.94	(0.59-1.28)	2	0.94	(0.66-1.27)	3	0.92	(0.54-1.39)
CONCO	0	0.85	(0.39-1.25)	2	0.97	(0.62-1.35)	3	0.92	(0.62-1.2)	6	0.94	(0.56-1.43)
COSTABISSARA	3	0.95	(0.57-1.39)	4	0.95	(0.64-1.27)	6	0.92	(0.68-1.17)	20	1.14	(0.82-1.64)
CREAZZO	5	0.93	(0.58-1.36)	7	0.95	(0.65-1.25)	17	0.95	(0.73-1.17)	33	1.14	(0.83-1.53)
DUEVILLE	9	0.96	(0.62-1.34)	8	0.89	(0.56-1.16)	15	0.86	(0.63-1.07)	14	0.65	(0.43-0.91)
ENEGO	4	1.00	(0.62-1.55)	1	0.92	(0.55-1.2)	8	0.99	(0.75-1.32)	4	0.80	(0.48-1.14)
FOZA	1	0.98	(0.52-1.59)	1	0.98	(0.63-1.44)	1	0.95	(0.66-1.26)	1	0.84	(0.45-1.41)
GALLIO	1	0.91	(0.49-1.36)	2	0.95	(0.59-1.28)	6	0.98	(0.7-1.34)	3	0.78	(0.44-1.19)
GAMBUGLIANO	1	0.98	(0.52-1.58)	1	0.98	(0.64-1.4)	0	0.94	(0.64-1.25)	2	0.89	(0.49-1.46)
GRISIGNANO DI ZOCCO	2	0.92	(0.51-1.37)	2	0.94	(0.6-1.26)	10	1.02	(0.76-1.41)	3	0.72	(0.42-1.04)
GRUMOLO DELLE ABBADESSE	2	0.94	(0.55-1.39)	5	1.00	(0.7-1.42)	5	0.95	(0.69-1.23)	5	0.82	(0.51-1.23)
ISOLA VICENTINA	1	0.82	(0.41-1.16)	4	0.91	(0.6-1.23)	16	1.00	(0.77-1.29)	22	1.06	(0.74-1.48)
LONGARE	2	0.87	(0.46-1.23)	3	0.92	(0.57-1.24)	7	0.93	(0.69-1.18)	10	0.84	(0.55-1.2)
LUSIANA	1	0.88	(0.45-1.28)	9	1.09	(0.81-1.78)	7	0.96	(0.7-1.27)	4	0.80	(0.49-1.18)
MAROSTICA	9	0.92	(0.57-1.29)	14	0.97	(0.73-1.27)	27	0.99	(0.79-1.23)	29	0.89	(0.65-1.17)
MASON VICENTINO	4	1.02	(0.63-1.65)	0	0.90	(0.53-1.21)	8	1.02	(0.76-1.37)	3	0.78	(0.46-1.12)
MOLVENA	1	0.92	(0.5-1.38)	2	0.96	(0.64-1.31)	4	0.98	(0.72-1.3)	6	0.93	(0.56-1.41)
MONTEGALDA	1	0.88	(0.48-1.26)	4	0.99	(0.68-1.38)	7	1.01	(0.75-1.3)	4	0.82	(0.49-1.17)
MONTEGALDELLA	0	0.88	(0.44-1.37)	1	0.97	(0.62-1.43)	1	0.96	(0.63-1.23)	4	0.96	(0.57-1.48)
MONTEVIALE	0	0.88	(0.43-1.3)	0	0.93	(0.58-1.27)	0	0.94	(0.59-1.21)	5	0.96	(0.58-1.48)
MONTICELLO CONTE OTTO	1	0.85	(0.42-1.22)	9	1.04	(0.74-1.44)	7	0.93	(0.6-1.2)	21	1.07	(0.75-1.45)
MUSSOLENTE	5	0.98	(0.59-1.47)	7	1.01	(0.7-1.38)	15	1.08	(0.82-1.46)	15	1.04	(0.71-1.46)
NOVE	8	1.14	(0.76-2.06)	5	0.99	(0.68-1.38)	9	1.02	(0.74-1.31)	17	1.16	(0.8-1.65)
PIANEZZE	1	0.95	(0.51-1.47)	0	0.94	(0.57-1.3)	4	1.03	(0.73-1.36)	3	0.94	(0.57-1.37)
POVE DEL GRAPPA	3	1.02	(0.6-1.67)	4	1.03	(0.72-1.55)	5	1.03	(0.72-1.31)	10	1.18	(0.79-1.82)
POZZOLEONE	0	0.89	(0.44-1.26)	0	0.93	(0.59-1.2)	4	1.00	(0.72-1.28)	5	0.95	(0.59-1.33)
QUINTO VICENTINO	4	0.99	(0.61-1.56)	5	1.02	(0.72-1.47)	8	1.02	(0.76-1.3)	8	0.92	(0.59-1.34)
ROANA	2	0.89	(0.51-1.29)	9	1.06	(0.8-1.52)	10	1.02	(0.76-1.34)	10	0.98	(0.64-1.36)
ROMANO D'EZZELINO	8	1.00	(0.66-1.42)	10	0.99	(0.69-1.31)	26	1.12	(0.87-1.46)	49	<b>1.53</b>	<b>(1.14-1.99)</b>
ROSA'	12	1.08	(0.75-1.64)	7	0.91	(0.56-1.17)	22	1.04	(0.8-1.3)	32	1.13	(0.84-1.47)
ROSSANO VENETO	3	0.90	(0.52-1.32)	11	1.08	(0.79-1.67)	17	1.08	(0.82-1.43)	23	1.19	(0.85-1.64)
ROTZO	1	0.97	(0.57-1.57)	2	1.03	(0.69-1.58)	0	1.01	(0.71-1.37)	2	1.05	(0.63-1.75)
SAN NAZARIO	2	0.85	(0.43-1.21)	4	0.93	(0.59-1.2)	17	1.07	(0.82-1.41)	16	0.92	(0.62-1.28)
SANDRIGO	1	0.94	(0.52-1.39)	2	0.99	(0.66-1.41)	4	1.03	(0.75-1.34)	1	0.84	(0.48-1.25)
SCHIAVON	1	0.92	(0.47-1.33)	3	1.01	(0.68-1.46)	10	1.12	(0.86-1.52)	7	1.00	(0.64-1.48)
SOLAGNA	1	0.93	(0.51-1.48)	1	0.97	(0.65-1.35)	4	1.03	(0.75-1.36)	4	0.94	(0.57-1.43)
SOVIZZO	1	0.88	(0.43-1.31)	6	1.05	(0.76-1.59)	5	0.96	(0.65-1.24)	8	0.84	(0.51-1.21)
TEZZE SUL BRENTA	5	0.93	(0.54-1.44)	11	1.07	(0.77-1.54)	16	1.04	(0.79-1.35)	14	0.83	(0.55-1.19)
TORRI DI QUARTESOLO	1	0.81	(0.38-1.16)	7	0.97	(0.68-1.31)	13	0.97	(0.72-1.23)	18	0.86	(0.6-1.15)
VALSTAGNA	2	0.96	(0.54-1.41)	4	1.02	(0.74-1.53)	4	1.00	(0.72-1.3)	5	0.91	(0.56-1.36)
VICENZA	111	1.08	(0.9-1.29)	142	1.02	(0.88-1.18)	250	1.01	(0.9-1.14)	290	0.96	(0.85-1.08)
ZOVENCEDO	1	0.99	(0.51-1.76)	0	0.95	(0.53-1.33)	2	1.04	(0.7-1.46)	1	0.88	(0.43-1.47)

Registro Tumori del Veneto

EBR dei comuni dell'ex ULSS 5, dell'ex ULSS 8 e dell'ex ULSS 35. Vescica (C67) - Maschi

COMUNE	1988-1991			1992-1995			1996-1999			2000-2003		
	CASI	EBR	IC al 95%	CASI	EBR	IC al 95%	CASI	EBR	IC al 95%	CASI	EBR	IC al 95%
ALTAVILLA VICENTINA	2	0.86	(0.4-1.37)	3	0.84	(0.44-1.31)	8	1.04	(0.73-1.44)	5	0.95	(0.58-1.35)
ARCUGNANO	6	1.10	(0.64-1.78)	3	0.86	(0.44-1.29)	2	0.94	(0.55-1.29)	4	0.95	(0.59-1.37)
ASIAGO	13	1.38	(0.87-2.24)	13	1.11	(0.78-1.64)	16	1.15	(0.88-1.7)	11	1.14	(0.81-1.58)
BASSANO DEL GRAPPA	43	1.16	(0.87-1.5)	55	1.22	(0.95-1.56)	39	0.99	(0.76-1.24)	57	1.20	(0.95-1.51)
BOLZANO VICENTINO	1	0.88	(0.4-1.4)	3	0.96	(0.56-1.44)	4	1.01	(0.72-1.36)	3	1.01	(0.66-1.42)
BRESSANVIDO	1	0.97	(0.48-1.63)	1	0.95	(0.55-1.41)	4	1.05	(0.77-1.43)	5	1.15	(0.8-1.73)
CALDOGNO	5	0.96	(0.55-1.47)	4	0.86	(0.5-1.21)	4	0.95	(0.65-1.29)	12	1.14	(0.81-1.6)
CAMISANO VICENTINO	2	0.82	(0.39-1.24)	5	0.90	(0.55-1.22)	8	1.03	(0.77-1.35)	10	1.09	(0.76-1.54)
CAMPOLONGO SUL BRENTA	0	0.98	(0.49-1.74)	1	0.95	(0.51-1.49)	2	1.06	(0.78-1.48)	0	1.03	(0.61-1.53)
CARTIGLIANO	4	1.13	(0.67-1.97)	1	0.88	(0.49-1.33)	4	1.05	(0.74-1.46)	1	0.98	(0.61-1.34)
CASSOLA	7	0.97	(0.57-1.43)	10	0.97	(0.62-1.4)	11	1.04	(0.78-1.44)	14	1.12	(0.82-1.55)
CASTEGNERO	1	1.01	(0.51-1.79)	3	0.98	(0.59-1.48)	3	1.05	(0.76-1.58)	3	1.09	(0.72-1.65)
CISMON DEL GRAPPA	3	1.25	(0.69-2.33)	0	0.86	(0.43-1.36)	2	1.05	(0.73-1.53)	1	1.05	(0.67-1.54)
CONCO	2	1.07	(0.53-1.82)	2	0.86	(0.4-1.37)	4	1.07	(0.74-1.64)	4	1.11	(0.7-1.76)
COSTABISSARA	3	1.01	(0.54-1.56)	4	0.94	(0.6-1.33)	6	1.03	(0.78-1.39)	9	1.13	(0.81-1.63)
CREAZZO	5	0.92	(0.51-1.38)	9	0.99	(0.66-1.39)	7	0.99	(0.71-1.29)	15	1.15	(0.83-1.6)
DUEVILLE	8	0.92	(0.56-1.36)	10	0.96	(0.62-1.35)	9	0.96	(0.65-1.23)	14	1.05	(0.74-1.43)
ENEGO	7	1.35	(0.79-2.28)	8	1.24	(0.81-1.93)	4	1.05	(0.76-1.45)	4	1.06	(0.7-1.52)
FOZA	0	1.03	(0.5-1.81)	3	1.32	(0.77-2.71)	1	1.06	(0.74-1.63)	2	1.08	(0.67-1.66)
GALLIO	7	1.52	(0.86-3)	4	1.25	(0.73-2.33)	8	1.19	(0.83-2.06)	2	1.02	(0.64-1.5)
GAMBUGLIANO	0	1.04	(0.49-1.91)	1	1.19	(0.73-2.15)	0	1.03	(0.7-1.52)	0	1.00	(0.61-1.54)
GRISIGNANO DI ZOCCO	2	0.96	(0.48-1.5)	4	1.04	(0.67-1.58)	4	1.01	(0.72-1.37)	3	0.98	(0.64-1.37)
GRUMOLO DELLE ABBADESSE	0	0.87	(0.41-1.43)	6	1.17	(0.77-1.93)	3	1.00	(0.72-1.39)	2	0.98	(0.63-1.39)
ISOLA VICENTINA	3	0.89	(0.47-1.35)	3	0.85	(0.48-1.21)	7	1.00	(0.73-1.32)	5	0.95	(0.63-1.28)
LONGARE	5	1.09	(0.61-1.81)	4	0.88	(0.53-1.27)	4	0.99	(0.68-1.32)	5	1.00	(0.65-1.41)
LUSIANA	12	1.84	(0.95-3.65)	0	0.80	(0.41-1.18)	4	1.03	(0.75-1.39)	5	1.08	(0.74-1.55)
MAROSTICA	8	0.93	(0.53-1.4)	10	0.86	(0.52-1.22)	11	0.97	(0.71-1.29)	11	0.96	(0.65-1.28)
MASON VICENTINO	3	1.07	(0.56-1.8)	0	0.84	(0.44-1.26)	3	1.00	(0.69-1.35)	3	1.00	(0.66-1.45)
MOLVENA	1	0.97	(0.52-1.57)	3	1.04	(0.69-1.55)	1	0.97	(0.64-1.29)	2	0.99	(0.63-1.37)
MONTEGALDA	0	0.86	(0.41-1.42)	2	1.00	(0.63-1.49)	2	0.98	(0.66-1.32)	0	0.91	(0.56-1.28)
MONTEGALDELLA	0	0.94	(0.43-1.58)	6	1.30	(0.76-2.44)	0	0.96	(0.62-1.31)	0	0.97	(0.58-1.47)
MONTEVIALE	2	1.06	(0.59-1.83)	1	0.97	(0.55-1.48)	4	1.04	(0.77-1.47)	3	1.03	(0.68-1.51)
MONTICELLO CONTE OTTO	4	0.93	(0.49-1.45)	8	1.08	(0.72-1.63)	6	0.98	(0.7-1.29)	8	1.02	(0.69-1.44)
MUSSOLENTE	8	1.23	(0.75-2.03)	6	1.08	(0.68-1.62)	7	1.03	(0.73-1.43)	3	0.93	(0.57-1.32)
NOVE	4	1.03	(0.58-1.66)	5	1.07	(0.66-1.62)	2	0.97	(0.66-1.32)	3	0.97	(0.59-1.36)
PIANEZZE	2	1.11	(0.57-2.04)	2	1.10	(0.65-1.8)	2	1.01	(0.71-1.44)	5	1.13	(0.72-1.77)
POVE DEL GRAPPA	2	1.05	(0.54-1.84)	5	1.19	(0.77-1.91)	1	0.99	(0.7-1.35)	4	1.07	(0.69-1.57)
POZZOLEONE	3	1.11	(0.63-1.81)	1	0.97	(0.61-1.34)	5	1.05	(0.78-1.44)	1	0.98	(0.64-1.37)
QUINTO VICENTINO	3	1.04	(0.59-1.75)	1	0.92	(0.51-1.38)	2	0.96	(0.65-1.28)	3	0.99	(0.61-1.39)
ROANA	6	1.15	(0.68-1.97)	5	1.04	(0.68-1.55)	4	0.99	(0.7-1.33)	6	1.08	(0.76-1.55)
ROMANO D'EZELINO	6	0.91	(0.53-1.37)	9	0.98	(0.65-1.38)	10	1.01	(0.75-1.33)	23	1.35	(0.93-2.04)
ROSA'	5	0.84	(0.46-1.29)	6	0.87	(0.51-1.18)	17	1.09	(0.82-1.53)	10	1.01	(0.71-1.4)
ROSSANO VENETO	8	1.21	(0.71-1.98)	9	1.14	(0.77-1.71)	10	1.08	(0.79-1.52)	9	1.11	(0.74-1.6)
ROTZO	0	1.01	(0.47-1.74)	2	1.18	(0.69-2.02)	0	1.01	(0.71-1.42)	0	1.02	(0.62-1.52)
SAN NAZARIO	4	0.93	(0.52-1.43)	5	0.98	(0.62-1.48)	11	1.09	(0.82-1.55)	9	1.07	(0.74-1.51)
SANDRIGO	3	1.13	(0.61-2.11)	4	1.09	(0.69-1.8)	1	0.99	(0.68-1.34)	3	1.06	(0.7-1.56)
SCHIAVON	1	0.95	(0.49-1.57)	1	0.92	(0.58-1.28)	1	0.99	(0.7-1.33)	4	1.07	(0.74-1.58)
SOLAGNA	2	1.06	(0.56-1.83)	1	0.94	(0.54-1.43)	2	0.99	(0.66-1.4)	0	0.97	(0.6-1.4)
SOVIZZO	3	0.99	(0.52-1.66)	5	1.03	(0.6-1.62)	1	0.92	(0.58-1.24)	6	1.09	(0.72-1.64)
TEZZE SUL BRENTA	7	1.04	(0.6-1.64)	9	1.07	(0.69-1.61)	11	1.05	(0.74-1.49)	11	1.13	(0.77-1.67)
TORRI DI QUARTESOLO	4	0.89	(0.5-1.36)	6	0.93	(0.57-1.36)	3	0.91	(0.59-1.17)	10	1.04	(0.72-1.46)
VALSTAGNA	3	1.10	(0.59-1.98)	2	0.95	(0.54-1.51)	1	0.96	(0.65-1.3)	4	1.06	(0.68-1.67)
VICENZA	96	0.92	(0.77-1.11)	115	0.96	(0.8-1.13)	119	0.98	(0.84-1.14)	96	0.81	(0.67-0.97)
ZOVENCEDO	0	0.98	(0.37-1.82)	1	1.07	(0.49-2.06)	0	0.97	(0.58-1.46)	1	1.05	(0.59-1.68)

Registro Tumori del Veneto

EBR dei comuni dell'ex ULSS 5, dell'ex ULSS 8 e dell'ex ULSS 35. LNH (C82-85, C96) - Maschi

COMUNE	1988-1991			1992-1995			1996-1999			2000-2003		
	CASI	EBR	IC al 95%	CASI	EBR	IC al 95%	CASI	EBR	IC al 95%	CASI	EBR	IC al 95%
ALTAVILLA VICENTINA	2	0.96	(0.55-1.39)	4	1.06	(0.53-1.87)	1	0.84	(0.41-1.26)	1	0.95	(0.48-1.45)
ARCUGNANO	2	0.97	(0.55-1.43)	2	0.95	(0.43-1.62)	2	0.89	(0.45-1.33)	7	1.26	(0.77-2.09)
ASIAGO	1	0.94	(0.58-1.29)	3	0.96	(0.51-1.55)	1	0.87	(0.51-1.19)	2	1.04	(0.66-1.46)
BASSANO DEL GRAPPA	17	1.01	(0.72-1.35)	12	0.80	(0.5-1.14)	11	0.85	(0.51-1.13)	22	1.12	(0.81-1.51)
BOLZANO VICENTINO	1	0.96	(0.54-1.36)	2	0.98	(0.52-1.68)	3	0.94	(0.57-1.36)	4	1.16	(0.75-1.78)
BRESSANVIDO	1	0.97	(0.59-1.5)	1	0.97	(0.49-1.69)	0	0.88	(0.47-1.25)	2	1.13	(0.71-1.79)
CALDOGNO	2	0.95	(0.56-1.33)	6	1.14	(0.66-1.93)	1	0.87	(0.45-1.21)	5	1.11	(0.69-1.63)
CAMISANO VICENTINO	1	0.94	(0.53-1.32)	6	1.14	(0.65-1.94)	1	0.88	(0.49-1.2)	4	1.09	(0.72-1.59)
CAMPOLONGO SUL BRENTA	0	0.96	(0.53-1.37)	0	0.98	(0.46-1.83)	0	0.93	(0.53-1.37)	0	1.09	(0.64-1.67)
CARTIGLIANO	1	0.96	(0.55-1.37)	2	1.03	(0.5-1.77)	2	0.97	(0.59-1.44)	2	1.11	(0.69-1.71)
CASSOLA	2	0.94	(0.55-1.32)	2	0.84	(0.43-1.4)	7	1.05	(0.71-1.64)	7	1.15	(0.72-1.77)
CASTEGNERO	3	1.08	(0.7-1.83)	1	0.98	(0.49-1.74)	0	0.93	(0.55-1.36)	2	1.14	(0.69-1.83)
CISMON DEL GRAPPA	2	1.05	(0.67-1.59)	0	0.92	(0.39-1.7)	1	0.98	(0.62-1.51)	0	1.08	(0.62-1.75)
CONCO	1	1.00	(0.53-1.5)	1	0.96	(0.41-1.77)	1	0.97	(0.53-1.47)	2	1.17	(0.65-2.08)
COSTABISSARA	2	0.99	(0.65-1.42)	4	1.05	(0.61-1.7)	0	0.92	(0.53-1.28)	0	1.00	(0.56-1.45)
CREAZZO	3	0.97	(0.6-1.38)	2	0.87	(0.46-1.38)	8	1.04	(0.7-1.71)	8	1.16	(0.79-1.77)
DUEVILLE	5	0.99	(0.65-1.39)	10	1.24	(0.74-1.98)	1	0.85	(0.41-1.18)	3	0.95	(0.53-1.36)
ENEGO	2	1.00	(0.66-1.47)	1	0.92	(0.43-1.62)	1	0.96	(0.61-1.39)	3	1.09	(0.68-1.66)
FOZA	0	0.97	(0.53-1.5)	0	0.90	(0.33-1.63)	0	0.96	(0.52-1.47)	0	1.01	(0.5-1.63)
GALLIO	0	0.96	(0.58-1.47)	0	0.85	(0.34-1.55)	2	1.02	(0.62-1.63)	0	0.99	(0.51-1.63)
GAMBUGLIANO	0	0.97	(0.54-1.47)	0	0.90	(0.38-1.73)	0	0.96	(0.55-1.42)	1	1.06	(0.59-1.74)
GRISIGNANO DI ZOCCO	2	1.00	(0.65-1.47)	1	0.90	(0.45-1.51)	3	1.02	(0.67-1.58)	1	1.01	(0.63-1.52)
GRUMOLO DELLE ABBADESSE	2	1.01	(0.65-1.53)	1	0.91	(0.44-1.57)	1	0.96	(0.59-1.42)	1	0.99	(0.56-1.45)
ISOLA VICENTINA	3	0.99	(0.65-1.43)	1	0.82	(0.4-1.33)	3	0.98	(0.63-1.41)	7	1.19	(0.76-2.01)
LONGARE	2	0.98	(0.63-1.4)	7	1.31	(0.7-2.49)	3	1.00	(0.63-1.58)	6	1.22	(0.79-1.98)
LUSIANA	0	0.95	(0.53-1.34)	1	0.94	(0.45-1.59)	0	0.93	(0.53-1.35)	1	1.09	(0.62-1.67)
MAROSTICA	3	0.93	(0.54-1.3)	3	0.82	(0.42-1.34)	6	0.99	(0.62-1.52)	8	1.14	(0.72-1.76)
MASON VICENTINO	0	0.95	(0.56-1.35)	0	0.86	(0.39-1.45)	0	0.94	(0.54-1.42)	0	1.02	(0.55-1.58)
MOLVENA	0	0.96	(0.61-1.37)	0	0.88	(0.43-1.43)	0	0.96	(0.61-1.38)	0	0.97	(0.52-1.4)
MONTEGALDA	1	0.98	(0.61-1.45)	2	1.03	(0.5-1.82)	1	0.99	(0.6-1.47)	0	0.92	(0.53-1.4)
MONTEGALDELLA	0	0.96	(0.57-1.42)	2	1.09	(0.53-2.06)	2	1.06	(0.66-1.83)	1	0.99	(0.51-1.59)
MONTEVIALE	0	0.97	(0.57-1.44)	0	0.90	(0.41-1.56)	0	0.99	(0.56-1.47)	1	0.94	(0.57-1.51)
MONTICELLO CONTE OTTO	3	1.01	(0.64-1.52)	2	0.86	(0.44-1.4)	6	1.12	(0.76-1.83)	2	0.89	(0.51-1.35)
MUSSOLENTE	2	1.00	(0.6-1.51)	0	0.77	(0.3-1.34)	1	1.00	(0.56-1.5)	4	0.98	(0.57-1.6)
NOVE	2	1.02	(0.65-1.58)	2	0.92	(0.45-1.54)	5	1.13	(0.77-1.92)	2	0.93	(0.56-1.47)
PIANEZZE	3	1.11	(0.73-1.94)	0	0.86	(0.38-1.52)	1	1.04	(0.65-1.6)	0	0.91	(0.48-1.46)
POVE DEL GRAPPA	3	1.08	(0.71-1.77)	0	0.88	(0.4-1.55)	1	1.03	(0.61-1.56)	0	0.90	(0.52-1.35)
POZZOLEONE	1	0.99	(0.63-1.43)	0	0.91	(0.43-1.59)	0	1.00	(0.63-1.37)	1	0.94	(0.59-1.47)
QUINTO VICENTINO	3	1.03	(0.69-1.65)	3	1.08	(0.57-1.88)	2	1.01	(0.63-1.48)	3	0.98	(0.58-1.55)
ROANA	2	1.00	(0.66-1.43)	2	0.99	(0.5-1.66)	1	0.99	(0.6-1.44)	1	0.90	(0.51-1.38)
ROMANO D'EZZELINO	4	0.98	(0.64-1.38)	5	0.97	(0.52-1.57)	2	0.95	(0.53-1.34)	1	0.79	(0.4-1.18)
ROSA'	2	0.91	(0.54-1.26)	3	0.88	(0.45-1.48)	8	1.11	(0.78-1.73)	4	0.92	(0.55-1.36)
ROSSANO VENETO	3	1.03	(0.68-1.57)	5	1.13	(0.61-1.96)	2	1.01	(0.61-1.55)	7	1.11	(0.73-1.83)
ROTZO	0	1.00	(0.59-1.57)	0	0.96	(0.42-1.71)	0	1.02	(0.57-1.51)	0	0.95	(0.51-1.52)
SAN NAZARIO	0	0.93	(0.46-1.36)	5	1.11	(0.61-1.87)	3	1.03	(0.66-1.54)	2	0.91	(0.53-1.37)
SANDRIGO	1	0.98	(0.64-1.47)	1	1.02	(0.46-1.87)	3	1.10	(0.74-1.82)	2	1.00	(0.61-1.62)
SCHIAVON	0	0.94	(0.54-1.32)	0	0.93	(0.44-1.59)	0	0.99	(0.62-1.38)	1	0.98	(0.58-1.5)
SOLAGNA	0	0.93	(0.52-1.38)	1	1.03	(0.5-1.89)	1	1.00	(0.61-1.49)	0	0.98	(0.55-1.66)
SOVIZZO	1	0.93	(0.5-1.36)	1	0.93	(0.43-1.69)	1	0.96	(0.54-1.45)	3	1.08	(0.63-1.78)
TEZZE SUL BRENTA	2	0.92	(0.53-1.32)	4	0.99	(0.48-1.76)	2	0.94	(0.49-1.35)	8	1.24	(0.73-2.14)
TORRI DI QUARTESOLO	3	0.95	(0.56-1.44)	3	0.92	(0.46-1.53)	4	1.02	(0.65-1.56)	6	1.05	(0.67-1.65)
VALSTAGNA	0	0.95	(0.51-1.36)	2	1.10	(0.55-2.07)	0	0.98	(0.57-1.49)	2	1.02	(0.6-1.71)
VICENZA	49	1.04	(0.82-1.29)	61	1.13	(0.87-1.42)	55	1.10	(0.86-1.4)	43	0.87	(0.66-1.1)
ZOVENCEDO	0	0.98	(0.48-1.59)	0	0.96	(0.32-1.88)	0	1.03	(0.47-1.84)	0	0.99	(0.43-1.94)

Registro Tumori del Veneto



EBR dei comuni dell'ex ULSS 5, dell'ex ULSS 8 e dell'ex ULSS 35. LNH (C82-85, C96) - Femmine

COMUNE	1988-1991			1992-1995			1996-1999			2000-2003		
	CASI	EBR	IC al 95%	CASI	EBR	IC al 95%	CASI	EBR	IC al 95%	CASI	EBR	IC al 95%
ALTAVILLA VICENTINA	0	0.81	(0.38-1.29)	7	1.19	(0.73-2.11)	3	0.96	(0.62-1.46)	2	1.05	(0.59-1.73)
ARCUGNANO	0	0.82	(0.39-1.3)	1	0.92	(0.49-1.46)	4	0.99	(0.66-1.56)	5	1.21	(0.72-2.23)
ASIAGO	4	0.94	(0.57-1.46)	2	0.92	(0.52-1.35)	1	0.88	(0.58-1.17)	2	1.02	(0.63-1.53)
BASSANO DEL GRAPPA	11	0.87	(0.57-1.24)	18	0.95	(0.68-1.32)	19	0.93	(0.66-1.23)	17	1.02	(0.73-1.36)
BOLZANO VICENTINO	1	0.89	(0.51-1.38)	3	1.02	(0.61-1.74)	2	0.92	(0.59-1.32)	3	1.09	(0.67-1.86)
BRESSANVIDO	0	0.86	(0.5-1.32)	1	0.94	(0.52-1.46)	1	0.91	(0.58-1.35)	0	1.00	(0.58-1.54)
CALDOGNO	1	0.86	(0.48-1.29)	2	0.89	(0.49-1.35)	4	0.94	(0.6-1.4)	3	1.00	(0.58-1.51)
CAMISANO VICENTINO	1	0.85	(0.51-1.29)	3	0.94	(0.57-1.42)	0	0.86	(0.48-1.19)	1	0.96	(0.53-1.38)
CAMPOLONGO SUL BRENTA	0	0.86	(0.46-1.3)	0	0.92	(0.49-1.47)	0	0.89	(0.5-1.27)	0	0.97	(0.5-1.46)
CARTIGLIANO	1	0.88	(0.52-1.31)	2	0.96	(0.59-1.51)	1	0.89	(0.53-1.29)	1	0.99	(0.53-1.46)
CASSOLA	2	0.87	(0.51-1.29)	4	0.94	(0.57-1.49)	2	0.88	(0.51-1.19)	0	0.88	(0.41-1.29)
CASTEGNERO	0	0.86	(0.47-1.27)	0	0.89	(0.49-1.35)	0	0.90	(0.56-1.31)	1	0.99	(0.54-1.48)
CISMON DEL GRAPPA	0	0.89	(0.5-1.46)	0	0.89	(0.48-1.34)	0	0.92	(0.6-1.34)	0	0.96	(0.49-1.5)
CONCO	1	0.92	(0.49-1.45)	0	0.88	(0.42-1.37)	3	1.02	(0.66-1.75)	0	0.94	(0.42-1.44)
COSTABISSARA	3	0.95	(0.59-1.59)	1	0.89	(0.49-1.27)	0	0.88	(0.56-1.2)	0	0.94	(0.5-1.32)
CREAZZO	2	0.88	(0.52-1.34)	5	1.00	(0.65-1.52)	2	0.88	(0.52-1.22)	5	1.08	(0.71-1.59)
DUEVILLE	2	0.86	(0.48-1.29)	3	0.89	(0.5-1.3)	2	0.86	(0.51-1.19)	8	1.19	(0.78-2)
ENEGO	1	0.89	(0.52-1.32)	2	0.97	(0.58-1.41)	2	0.95	(0.62-1.38)	1	1.04	(0.62-1.62)
FOZA	0	0.88	(0.46-1.39)	0	0.91	(0.44-1.42)	0	0.93	(0.54-1.39)	1	1.11	(0.63-2.18)
GALLIO	0	0.87	(0.45-1.39)	0	0.89	(0.41-1.44)	1	0.94	(0.56-1.44)	1	1.08	(0.59-1.97)
GAMBUGLIANO	0	0.89	(0.49-1.36)	0	0.91	(0.43-1.48)	0	0.94	(0.59-1.39)	1	1.11	(0.63-2.2)
GRISIGNANO DI ZOCCO	0	0.87	(0.5-1.29)	1	0.91	(0.5-1.32)	1	0.93	(0.59-1.31)	1	0.99	(0.59-1.56)
GRUMOLO DELLE ABBADESSE	0	0.87	(0.46-1.3)	2	0.96	(0.57-1.49)	2	0.96	(0.59-1.39)	2	1.05	(0.63-1.7)
ISOLA VICENTINA	1	0.86	(0.5-1.29)	4	0.97	(0.57-1.53)	4	0.96	(0.64-1.4)	4	1.05	(0.66-1.71)
LONGARE	3	0.97	(0.58-1.55)	4	1.01	(0.62-1.72)	1	0.91	(0.58-1.27)	2	1.00	(0.59-1.51)
LUSIANA	1	0.90	(0.54-1.42)	2	0.96	(0.58-1.58)	2	0.95	(0.61-1.43)	1	0.98	(0.53-1.48)
MAROSTICA	5	0.95	(0.59-1.41)	3	0.87	(0.48-1.29)	5	0.93	(0.6-1.32)	3	0.95	(0.54-1.43)
MASON VICENTINO	0	0.89	(0.48-1.37)	1	0.92	(0.49-1.44)	1	0.92	(0.58-1.33)	3	1.08	(0.65-1.76)
MOLVENA	0	0.88	(0.51-1.33)	0	0.88	(0.45-1.33)	1	0.95	(0.59-1.29)	0	0.97	(0.55-1.48)
MONTEGALDA	0	0.90	(0.49-1.32)	0	0.87	(0.42-1.3)	1	0.96	(0.62-1.32)	0	0.92	(0.51-1.34)
MONTEGALDELLA	0	0.91	(0.48-1.4)	1	0.93	(0.5-1.47)	1	0.99	(0.61-1.43)	0	0.94	(0.46-1.42)
MONTEVIALE	1	0.98	(0.61-1.45)	1	0.92	(0.49-1.4)	1	0.97	(0.61-1.39)	0	0.89	(0.45-1.35)
MONTICELLO CONTE OTTO	1	0.95	(0.56-1.41)	0	0.83	(0.39-1.26)	1	0.92	(0.5-1.28)	0	0.83	(0.38-1.25)
MUSSOLENTE	2	1.01	(0.62-1.64)	4	1.01	(0.59-1.74)	1	0.92	(0.48-1.29)	1	0.86	(0.41-1.28)
NOVE	2	1.01	(0.62-1.63)	0	0.85	(0.45-1.29)	3	0.97	(0.6-1.38)	0	0.85	(0.38-1.29)
PIANEZZE	0	0.99	(0.54-1.57)	1	0.95	(0.53-1.57)	0	0.92	(0.48-1.29)	0	0.88	(0.43-1.35)
POVE DEL GRAPPA	1	1.01	(0.58-1.58)	0	0.89	(0.46-1.37)	0	0.93	(0.55-1.25)	2	0.95	(0.51-1.47)
POZZOLEONE	0	0.97	(0.54-1.42)	0	0.89	(0.49-1.27)	0	0.96	(0.62-1.33)	1	0.93	(0.56-1.41)
QUINTO VICENTINO	1	0.97	(0.56-1.49)	2	0.94	(0.51-1.49)	1	0.96	(0.59-1.34)	1	0.91	(0.47-1.37)
ROANA	1	0.93	(0.55-1.39)	1	0.89	(0.51-1.3)	5	1.04	(0.71-1.55)	2	0.94	(0.52-1.35)
ROMANO D'EZELINO	1	0.93	(0.53-1.39)	3	0.89	(0.49-1.34)	6	1.02	(0.69-1.48)	3	0.93	(0.52-1.4)
ROSA'	4	1.03	(0.64-1.54)	1	0.82	(0.39-1.19)	2	0.93	(0.54-1.26)	6	1.02	(0.65-1.58)
ROSSANO VENETO	2	1.02	(0.64-1.56)	2	0.90	(0.5-1.35)	3	0.96	(0.59-1.35)	1	0.89	(0.46-1.29)
ROTZO	0	1.00	(0.58-1.65)	0	0.91	(0.48-1.4)	1	0.96	(0.53-1.33)	0	0.92	(0.46-1.52)
SAN NAZARIO	5	1.12	(0.7-1.86)	2	0.90	(0.46-1.35)	1	0.92	(0.51-1.27)	3	0.95	(0.54-1.5)
SANDRIGO	2	1.09	(0.66-1.81)	1	0.95	(0.54-1.45)	1	0.99	(0.6-1.42)	1	0.98	(0.54-1.53)
SCHIAVON	0	1.01	(0.59-1.5)	0	0.89	(0.46-1.34)	1	1.00	(0.64-1.43)	0	0.96	(0.55-1.4)
SOLAGNA	0	1.00	(0.54-1.57)	0	0.89	(0.46-1.38)	1	1.02	(0.65-1.56)	0	0.99	(0.55-1.59)
SOVIZZO	0	0.95	(0.52-1.4)	2	0.94	(0.54-1.45)	2	1.00	(0.61-1.45)	5	1.19	(0.73-2.31)
TEZZE SUL BRENTA	1	0.93	(0.52-1.43)	2	0.89	(0.5-1.32)	2	0.95	(0.57-1.45)	3	1.02	(0.59-1.67)
TORRI DI QUARTESOLO	2	0.98	(0.58-1.49)	3	0.91	(0.52-1.35)	4	1.00	(0.64-1.44)	2	0.97	(0.58-1.43)
VALSTAGNA	2	1.09	(0.64-1.79)	0	0.90	(0.48-1.42)	1	1.01	(0.62-1.48)	3	1.10	(0.65-1.96)
VICENZA	49	1.15	(0.9-1.46)	67	1.15	(0.9-1.45)	71	1.14	(0.92-1.43)	48	1.01	(0.79-1.26)
ZOVENCEDO	0	1.05	(0.51-1.8)	0	0.93	(0.43-1.6)	0	0.98	(0.48-1.5)	1	1.06	(0.47-2.23)

Registro Tumori del Veneto

EBR dei comuni dell'ex ULSS 5, dell'ex ULSS 8 e dell'ex ULSS 35. Leucemie (C91-95) - Maschi

COMUNE	1988-1991			1992-1995			1996-1999			2000-2003		
	CASI	EBR	IC al 95%	CASI	EBR	IC al 95%	CASI	EBR	IC al 95%	CASI	EBR	IC al 95%
ALTAVILLA VICENTINA	1	0.93	(0.47-1.49)	3	1.02	(0.7-1.46)	2	0.89	(0.4-1.52)	1	0.88	(0.34-1.5)
ARCUGNANO	1	0.94	(0.48-1.53)	1	0.98	(0.65-1.39)	1	0.83	(0.31-1.39)	1	0.90	(0.37-1.56)
ASIAGO	1	0.94	(0.49-1.43)	4	1.03	(0.72-1.46)	0	0.80	(0.32-1.27)	0	0.87	(0.36-1.42)
BASSANO DEL GRAPPA	13	1.08	(0.72-1.66)	13	0.99	(0.71-1.3)	19	1.05	(0.71-1.49)	13	1.05	(0.66-1.55)
BOLZANO VICENTINO	0	0.94	(0.49-1.56)	1	1.00	(0.69-1.39)	1	0.93	(0.39-1.63)	1	0.96	(0.4-1.66)
BRESSANVIDO	1	1.03	(0.58-1.75)	0	1.00	(0.68-1.36)	3	1.20	(0.62-2.47)	2	1.12	(0.56-2.17)
CALDOGNO	3	1.06	(0.63-1.78)	6	1.08	(0.77-1.6)	2	0.91	(0.43-1.52)	1	0.92	(0.42-1.52)
CAMISANO VICENTINO	3	1.03	(0.59-1.64)	2	1.00	(0.68-1.37)	3	0.99	(0.48-1.71)	2	0.98	(0.47-1.57)
CAMPOLONGO SUL BRENTA	0	0.98	(0.51-1.59)	1	1.04	(0.73-1.49)	1	1.13	(0.49-2.14)	1	1.11	(0.5-2.38)
CARTIGLIANO	3	1.12	(0.67-1.94)	2	1.04	(0.72-1.46)	5	1.39	(0.75-2.82)	2	1.12	(0.58-2.22)
CASSOLA	3	1.01	(0.57-1.66)	4	1.03	(0.71-1.42)	3	0.92	(0.44-1.52)	2	0.94	(0.41-1.61)
CASTEGNERO	0	0.96	(0.48-1.55)	0	1.02	(0.71-1.42)	2	1.16	(0.53-2.33)	1	1.06	(0.5-2.06)
CISMON DEL GRAPPA	1	1.01	(0.56-1.66)	0	1.00	(0.68-1.36)	0	0.99	(0.36-1.95)	0	1.02	(0.39-1.92)
CONCO	1	1.00	(0.49-1.8)	1	1.02	(0.65-1.43)	1	1.07	(0.46-2.11)	1	1.12	(0.49-2.44)
COSTABISSARA	0	0.91	(0.46-1.42)	2	1.03	(0.73-1.42)	1	0.94	(0.43-1.57)	0	0.92	(0.33-1.54)
CREAZZO	2	0.97	(0.56-1.52)	2	0.98	(0.68-1.33)	2	0.89	(0.42-1.46)	1	0.88	(0.4-1.4)
DUEVILLE	2	0.93	(0.5-1.38)	4	0.99	(0.7-1.35)	9	1.23	(0.74-2.01)	6	1.17	(0.67-2.05)
ENEGO	0	0.93	(0.49-1.44)	2	1.02	(0.72-1.45)	1	1.02	(0.5-1.83)	1	1.02	(0.53-1.81)
FOZA	0	0.95	(0.48-1.6)	0	1.00	(0.64-1.49)	1	1.14	(0.51-2.45)	1	1.14	(0.5-2.36)
GALLIO	0	0.93	(0.45-1.51)	0	1.00	(0.66-1.41)	0	0.96	(0.36-1.8)	0	0.96	(0.39-1.75)
GAMBUGLIANO	1	1.00	(0.54-1.82)	0	1.00	(0.69-1.38)	1	1.14	(0.48-2.46)	0	0.98	(0.4-1.75)
GRISIGNANO DI ZOCCO	1	0.94	(0.48-1.57)	1	1.00	(0.67-1.37)	5	1.33	(0.7-2.64)	4	1.24	(0.67-2.53)
GRUMOLO DELLE ABBADESSE	0	0.92	(0.47-1.45)	0	0.99	(0.66-1.37)	0	0.90	(0.36-1.59)	0	0.91	(0.37-1.5)
ISOLA VICENTINA	0	0.88	(0.42-1.33)	3	1.02	(0.72-1.43)	2	0.94	(0.45-1.52)	1	0.92	(0.41-1.54)
LONGARE	1	0.94	(0.5-1.56)	4	1.05	(0.74-1.49)	2	0.99	(0.47-1.67)	1	0.98	(0.43-1.77)
LUSIANA	0	0.91	(0.45-1.42)	1	1.01	(0.7-1.41)	5	1.42	(0.74-3.05)	4	1.33	(0.7-2.82)
MAROSTICA	3	0.96	(0.55-1.49)	4	1.01	(0.7-1.38)	6	1.05	(0.57-1.72)	5	1.12	(0.61-1.93)
MASON VICENTINO	1	0.96	(0.5-1.57)	1	1.02	(0.67-1.48)	0	0.91	(0.37-1.7)	0	0.93	(0.41-1.66)
MOLVENA	0	0.93	(0.46-1.45)	0	1.00	(0.7-1.37)	0	0.91	(0.38-1.54)	0	0.93	(0.41-1.63)
MONTEGALDA	0	0.91	(0.46-1.41)	1	1.00	(0.72-1.4)	1	0.94	(0.44-1.76)	0	0.89	(0.37-1.52)
MONTEGALDELLA	1	1.01	(0.51-1.84)	2	1.05	(0.73-1.54)	1	1.01	(0.45-1.95)	1	1.00	(0.42-1.91)
MONTEVIALE	1	0.99	(0.52-1.67)	0	0.98	(0.67-1.35)	1	0.98	(0.42-1.85)	1	0.98	(0.44-1.86)
MONTICELLO CONTE OTTO	1	0.93	(0.47-1.46)	2	0.98	(0.63-1.35)	4	1.01	(0.52-1.75)	2	0.93	(0.44-1.72)
MUSSOLENTE	3	1.06	(0.55-1.75)	1	0.97	(0.58-1.35)	0	0.75	(0.26-1.3)	0	0.81	(0.32-1.36)
NOVE	0	0.91	(0.43-1.49)	1	0.99	(0.66-1.34)	1	0.87	(0.37-1.48)	0	0.83	(0.3-1.46)
PIANEZZE	0	0.94	(0.43-1.5)	0	0.99	(0.66-1.42)	0	0.86	(0.34-1.61)	0	0.88	(0.37-1.55)
POVE DEL GRAPPA	0	0.93	(0.46-1.5)	2	1.03	(0.71-1.46)	1	0.94	(0.38-1.65)	1	0.96	(0.4-1.82)
POZZOLEONE	1	0.98	(0.54-1.59)	0	0.98	(0.68-1.34)	2	1.04	(0.53-1.86)	0	0.89	(0.41-1.51)
QUINTO VICENTINO	0	0.91	(0.43-1.43)	2	1.01	(0.71-1.38)	2	0.99	(0.48-1.73)	1	0.92	(0.41-1.76)
ROANA	1	0.95	(0.47-1.6)	1	0.99	(0.69-1.33)	0	0.83	(0.34-1.41)	0	0.85	(0.3-1.46)
ROMANO D'EZZELINO	4	1.05	(0.62-1.78)	2	0.97	(0.63-1.36)	4	0.93	(0.46-1.6)	2	0.88	(0.43-1.48)
ROSA'	3	1.00	(0.58-1.6)	4	0.99	(0.7-1.34)	5	1.02	(0.55-1.7)	4	1.05	(0.55-1.9)
ROSSANO VENETO	0	0.89	(0.43-1.42)	6	1.08	(0.75-1.6)	2	0.92	(0.42-1.6)	2	0.95	(0.47-1.68)
ROTZO	0	0.93	(0.44-1.64)	0	1.01	(0.65-1.41)	0	0.95	(0.35-1.84)	0	0.93	(0.35-1.8)
SAN NAZARIO	1	0.94	(0.47-1.49)	1	0.98	(0.66-1.37)	4	1.04	(0.49-1.9)	2	0.93	(0.42-1.59)
SANDRIGO	0	0.95	(0.48-1.5)	1	0.99	(0.68-1.34)	1	1.00	(0.39-1.92)	0	0.91	(0.36-1.62)
SCHIAVON	2	1.06	(0.63-1.79)	1	0.99	(0.7-1.4)	0	0.90	(0.31-1.53)	0	0.93	(0.39-1.63)
SOLAGNA	1	1.02	(0.56-1.73)	0	0.98	(0.66-1.37)	1	1.01	(0.42-1.88)	0	0.97	(0.36-1.79)
SOVIZZO	1	0.97	(0.51-1.63)	0	0.96	(0.6-1.32)	1	0.91	(0.38-1.61)	1	0.98	(0.42-1.84)
TEZZE SUL BRENTA	1	0.93	(0.47-1.56)	1	0.95	(0.61-1.34)	0	0.74	(0.23-1.28)	0	0.85	(0.32-1.5)
TORRI DI QUARTESOLO	0	0.90	(0.45-1.45)	5	1.02	(0.7-1.46)	10	1.45	(0.8-2.65)	7	1.34	(0.71-2.79)
VALSTAGNA	0	0.97	(0.51-1.6)	1	0.99	(0.66-1.4)	0	0.88	(0.31-1.57)	0	0.94	(0.35-1.72)
VICENZA	32	1.05	(0.77-1.43)	38	0.98	(0.78-1.22)	49	0.99	(0.76-1.25)	34	1.02	(0.74-1.38)
ZOVENCEDO	0	0.98	(0.46-1.8)	0	0.99	(0.61-1.45)	0	0.95	(0.32-1.93)	0	0.95	(0.33-1.86)

Registro Tumori del Veneto

EBR dei comuni dell'ex ULSS 5, dell'ex ULSS 8 e dell'ex ULSS 35. Leucemie (C91-95) - Femmine

COMUNE	1988-1991			1992-1995			1996-1999			2000-2003		
	CASI	EBR	IC al 95%	CASI	EBR	IC al 95%	CASI	EBR	IC al 95%	CASI	EBR	IC al 95%
ALTAVILLA VICENTINA	1	0.95	(0.36-1.83)	2	1.00	(0.6-1.58)	0	0.87	(0.28-1.51)	0	0.93	(0.48-1.43)
ARCUGNANO	2	1.09	(0.46-2.31)	2	1.01	(0.59-1.65)	1	0.96	(0.39-1.64)	0	0.93	(0.49-1.45)
ASIAGO	1	0.92	(0.45-1.52)	2	0.97	(0.64-1.44)	5	1.23	(0.73-2.53)	3	1.02	(0.64-1.61)
BASSANO DEL GRAPPA	12	1.11	(0.63-1.79)	9	0.91	(0.59-1.26)	20	1.30	(0.85-1.97)	5	0.87	(0.5-1.23)
BOLZANO VICENTINO	0	0.92	(0.39-1.71)	1	0.96	(0.57-1.46)	1	1.01	(0.47-1.73)	1	0.99	(0.59-1.56)
BRESSANVIDO	1	0.97	(0.44-1.8)	1	0.98	(0.6-1.56)	0	0.96	(0.36-1.71)	0	0.97	(0.57-1.51)
CALDOGNO	0	0.82	(0.31-1.42)	2	0.98	(0.58-1.5)	0	0.84	(0.27-1.36)	4	1.09	(0.68-1.94)
CAMISANO VICENTINO	0	0.84	(0.38-1.42)	1	0.93	(0.54-1.36)	1	0.90	(0.35-1.45)	1	0.97	(0.56-1.54)
CAMPOLONGO SUL BRENTA	0	0.94	(0.4-1.75)	0	0.98	(0.57-1.54)	0	0.95	(0.36-1.73)	0	0.99	(0.58-1.63)
CARTIGLIANO	2	1.06	(0.5-2.2)	1	0.98	(0.57-1.53)	1	0.99	(0.44-1.81)	0	0.98	(0.56-1.49)
CASSOLA	4	1.11	(0.58-2.04)	5	1.06	(0.69-1.81)	2	0.94	(0.44-1.6)	2	1.00	(0.62-1.54)
CASTEGNERO	0	0.89	(0.36-1.67)	1	1.01	(0.62-1.65)	0	0.93	(0.38-1.63)	0	1.00	(0.62-1.62)
CISMON DEL GRAPPA	0	0.91	(0.36-1.69)	1	0.99	(0.58-1.53)	0	0.92	(0.37-1.6)	1	1.04	(0.63-1.66)
CONCO	1	1.00	(0.36-2.07)	0	0.96	(0.52-1.51)	0	0.90	(0.39-1.61)	0	1.01	(0.59-1.67)
COSTABISSARA	0	0.88	(0.37-1.56)	0	0.95	(0.57-1.4)	1	0.95	(0.44-1.67)	0	0.98	(0.55-1.52)
CREAZZO	1	0.88	(0.4-1.5)	0	0.92	(0.53-1.32)	5	1.23	(0.69-2.45)	4	1.06	(0.7-1.79)
DUEVILLE	0	0.77	(0.29-1.36)	2	0.95	(0.54-1.39)	3	0.97	(0.46-1.61)	2	0.99	(0.58-1.53)
ENEGO	0	0.89	(0.34-1.61)	2	1.01	(0.62-1.61)	0	0.92	(0.36-1.65)	0	0.99	(0.58-1.49)
FOZA	0	0.94	(0.3-1.92)	0	0.99	(0.51-1.66)	2	1.23	(0.58-2.91)	0	1.01	(0.55-1.64)
GALLIO	0	0.90	(0.3-1.79)	0	0.97	(0.53-1.55)	0	0.95	(0.39-1.73)	1	1.03	(0.62-1.71)
GAMBUGLIANO	0	0.92	(0.34-1.94)	0	0.98	(0.57-1.51)	0	0.98	(0.41-1.84)	0	1.01	(0.59-1.61)
GRISIGNANO DI ZOCCO	1	0.99	(0.44-1.82)	1	0.98	(0.63-1.43)	0	0.91	(0.36-1.55)	3	1.11	(0.7-1.89)
GRUMOLO DELLE ABBADESSE	1	1.00	(0.44-1.94)	1	0.99	(0.62-1.51)	0	0.91	(0.35-1.53)	0	0.99	(0.56-1.5)
ISOLA VICENTINA	1	0.93	(0.41-1.6)	4	1.06	(0.69-1.73)	0	0.84	(0.28-1.37)	3	1.06	(0.67-1.73)
LONGARE	0	0.87	(0.35-1.56)	1	0.97	(0.61-1.46)	1	0.94	(0.44-1.63)	0	0.97	(0.54-1.49)
LUSIANA	0	0.89	(0.36-1.58)	1	0.98	(0.61-1.53)	0	0.89	(0.35-1.51)	0	0.98	(0.54-1.52)
MAROSTICA	2	0.91	(0.38-1.6)	3	0.97	(0.6-1.43)	3	0.93	(0.45-1.56)	4	1.04	(0.65-1.68)
MASON VICENTINO	1	0.97	(0.43-1.78)	0	0.96	(0.56-1.44)	0	0.88	(0.37-1.48)	1	1.04	(0.61-1.72)
MOLVENA	1	1.03	(0.48-1.84)	0	0.96	(0.57-1.42)	2	1.14	(0.57-2.27)	0	1.01	(0.62-1.53)
MONTEGALDA	1	1.11	(0.52-2.15)	0	0.96	(0.55-1.4)	1	1.00	(0.44-1.93)	1	1.04	(0.63-1.61)
MONTEGALDELLA	0	1.05	(0.46-2.11)	0	0.98	(0.58-1.47)	0	0.96	(0.36-1.81)	0	1.01	(0.58-1.61)
MONTEVIALE	0	1.08	(0.48-2.15)	1	1.02	(0.62-1.53)	1	1.06	(0.47-2.07)	1	1.07	(0.65-1.71)
MONTICELLO CONTE OTTO	1	1.08	(0.48-2.02)	5	1.10	(0.72-1.78)	1	0.91	(0.38-1.53)	3	1.11	(0.74-1.78)
MUSSOLENTE	2	1.18	(0.56-2.49)	1	1.00	(0.59-1.52)	0	0.88	(0.29-1.54)	2	1.10	(0.66-1.75)
NOVE	1	1.13	(0.49-2.23)	1	0.99	(0.61-1.46)	2	1.07	(0.51-2.04)	0	1.03	(0.57-1.54)
PIANEZZE	0	1.09	(0.5-2.11)	0	0.98	(0.59-1.53)	0	0.95	(0.36-1.78)	3	1.19	(0.72-2.15)
POVE DEL GRAPPA	0	1.07	(0.47-2.03)	0	0.98	(0.57-1.44)	0	0.94	(0.4-1.55)	1	1.07	(0.65-1.76)
POZZOLEONE	2	1.22	(0.65-2.55)	1	1.02	(0.65-1.61)	0	0.94	(0.36-1.55)	1	1.06	(0.66-1.67)
QUINTO VICENTINO	1	1.16	(0.54-2.49)	0	0.96	(0.48-1.37)	1	0.99	(0.42-1.74)	1	1.05	(0.61-1.63)
ROANA	3	1.30	(0.69-2.69)	2	1.02	(0.65-1.57)	2	1.06	(0.52-2.09)	0	0.99	(0.56-1.5)
ROMANO D'EZZELINO	4	1.29	(0.69-2.52)	4	1.04	(0.66-1.64)	1	0.89	(0.34-1.46)	1	0.99	(0.55-1.47)
ROSA'	1	0.94	(0.42-1.65)	0	0.92	(0.48-1.34)	6	1.23	(0.69-2.28)	3	1.04	(0.65-1.58)
ROSSANO VENETO	0	1.00	(0.43-1.8)	0	0.93	(0.46-1.39)	3	1.11	(0.58-2)	1	1.06	(0.61-1.72)
ROTZO	1	1.21	(0.54-2.57)	0	0.99	(0.59-1.52)	0	0.97	(0.38-1.82)	0	1.07	(0.61-1.76)
SAN NAZARIO	3	1.23	(0.64-2.5)	2	1.00	(0.56-1.51)	2	0.99	(0.5-1.72)	2	1.05	(0.62-1.61)
SANDRIGO	0	1.03	(0.41-2.12)	0	0.99	(0.58-1.47)	2	1.17	(0.62-2.52)	0	1.02	(0.58-1.56)
SCHIAVON	0	0.96	(0.44-1.66)	0	1.00	(0.64-1.51)	0	0.98	(0.4-1.76)	0	1.01	(0.59-1.51)
SOLAGNA	0	0.95	(0.32-1.81)	2	1.09	(0.71-1.81)	0	0.97	(0.39-1.78)	1	1.05	(0.62-1.63)
SOVIZZO	1	0.97	(0.33-2.07)	0	0.99	(0.61-1.51)	2	1.08	(0.57-1.99)	1	1.02	(0.6-1.6)
TEZZE SUL BRENTA	0	0.83	(0.25-1.57)	3	1.04	(0.68-1.6)	2	1.01	(0.49-1.81)	0	0.96	(0.48-1.52)
TORRI DI QUARTESOLO	1	0.92	(0.39-1.68)	2	1.01	(0.61-1.52)	3	1.09	(0.57-1.93)	1	1.00	(0.55-1.5)
VALSTAGNA	0	0.95	(0.4-1.78)	1	1.04	(0.65-1.61)	0	0.93	(0.37-1.63)	1	1.05	(0.59-1.64)
VICENZA	26	0.99	(0.7-1.37)	37	1.05	(0.8-1.36)	30	0.90	(0.65-1.17)	26	0.99	(0.73-1.29)
ZOVENCEDO	0	1.12	(0.28-2.84)	0	1.01	(0.54-1.72)	1	1.15	(0.47-2.41)	1	1.11	(0.57-1.9)

Registro Tumori del Veneto

## BIBLIOGRAFIA

1. A. Zilio, Tesi di laurea triennale in Statistica e Gestione delle Imprese, "*Analisi della mortalità nell'Azienda ULSS n. 6 di Vicenza e nei suoi Distretti*", Anno Accademico 2002-2003, Università degli Studi di Padova.
2. R. Toniolo, Tesi di laurea triennale in Statistica, Popolazione e Società, "*La mortalità per tumore nei distretti dell'ULSS 6 di Vicenza. Anni 2000-2003*", Anno accademico 2006-2007, Università degli Studi di Padova.
3. R. Turra, *Variabilità geografica della morbosità e della mortalità per leucemia e per linfoma nell'ex ULSS 8 Vicenza nel periodo 1990-2001*. Azienda ULSS 6 Vicenza, Dipartimento di Prevenzione, ottobre 2007.
4. Besag J, York J, Mollié A. *Bayesian image restoration, with applications in spatial statistics* (with discussion), *Annals of the Institute of Statistical Mathematics*, 43:1-59, 1991.
5. Clayton D. and Kaldor J. Empirical Bayes Estimates of Age-standardized Relative Risks for Use in Disease Mapping. *Biometrics*, 43: 671-681, 1987.
6. WinBUGS Examples. Version 1.3 MRC Biostatistics Unit, Institute of Public Health, Cambridge, 2000.
7. Bernardinelli L, Montomoli C, Ghislandi M, Pascutto C. *Bayesian analysis of ecological studies*, *Epidemiologia & Prevenzione* 19: 175-189, 1995.
8. Servizio Statistica della Regione Toscana. Dipartimento di Statistica dell'Università degli Studi di Firenze, CSPO dell'Azienda Ospedaliera di Careggi e Ufficio di Statistica del Comune di Livorno. *Analisi socio-sanitaria della popolazione nei quartieri del Comune di Firenze*. Supplemento n° 9 a Informazioni statistiche – mensile della Giunta Regionale Toscana. Servizio Statistica della Regione Toscana. Analisi socio-sanitaria della popolazione nelle circoscrizioni del Comune di Livorno. Informazioni statistiche.
9. Vigotti MA, Biggeri A, Protti MA, Cislighi C. Atlante della mortalità in Toscana dal 1971 al 1994.